



FOUNDATION OF DIGITAL LIFE

Investor Presentation
April 2026

SILTRONIC AT A GLANCE

4,300

employees
worldwide

4

world-class
production sites

1.35

billion EUR
sales in 2025

50+


years of history
in silicon technologies

Supplier

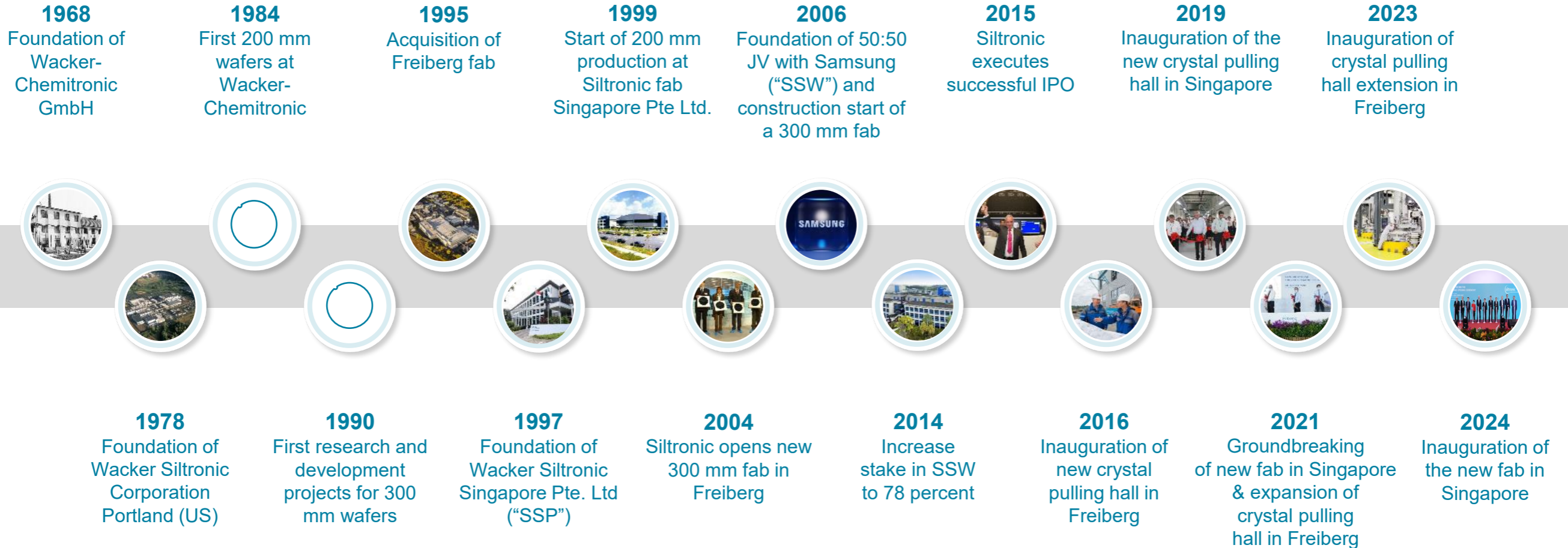
to top
semiconductor producers

23.5

percent
EBITDA margin in 2025



50+ YEARS OF HISTORY – A STORY OF SUCCESS AND INNOVATION



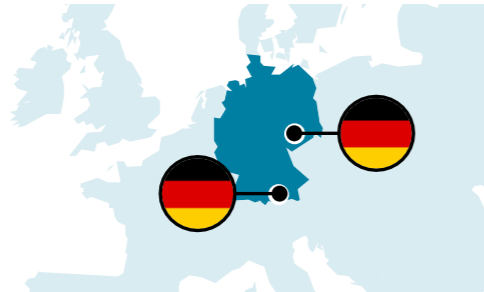
OUR INTERNATIONAL PRODUCTION NETWORK SERVES CUSTOMERS AROUND THE GLOBE

Singapore




300 mm
volume production in
Germany & Singapore

Germany



R&D
hub in Burghausen

USA



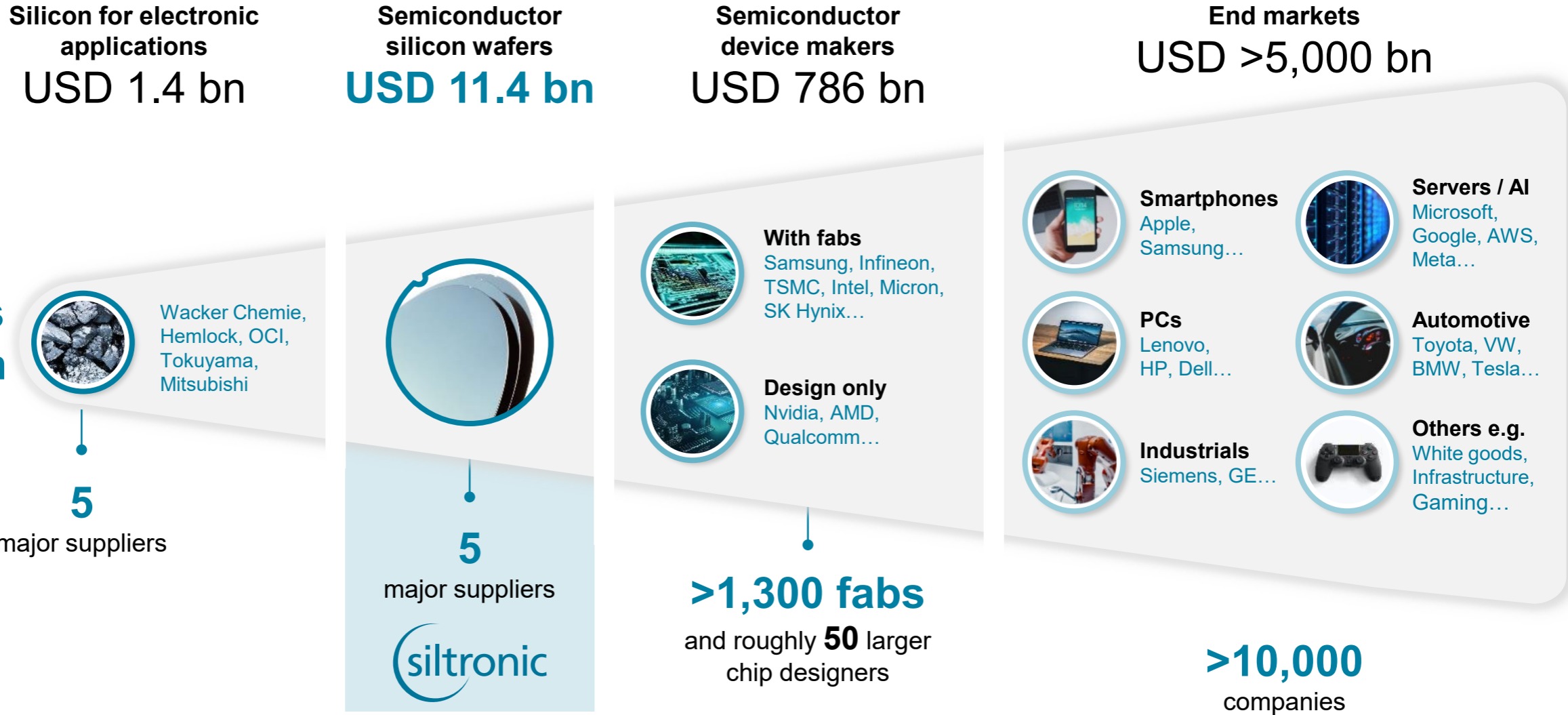
**Leading
Edge**
production

*JV with Samsung Electronics

JV = Joint Venture
CP = Crystal Pulling
R&D = Research and Development

THE WAFER SUPPLIERS ARE FUELING THE WHOLE ELECTRONICS VALUE CHAIN

Electronics value chain (figures for 2025)



Source: TechInsights & other companies, WSTS (Silicon based), SEMI SMG, Siltronic Marketing

SILTRONIC IS WELL POSITIONED AS THE ONLY WESTERN-BASED WAFER MANUFACTURER



Around 75%
of the market is
served by the Top 5
wafer manufacturers

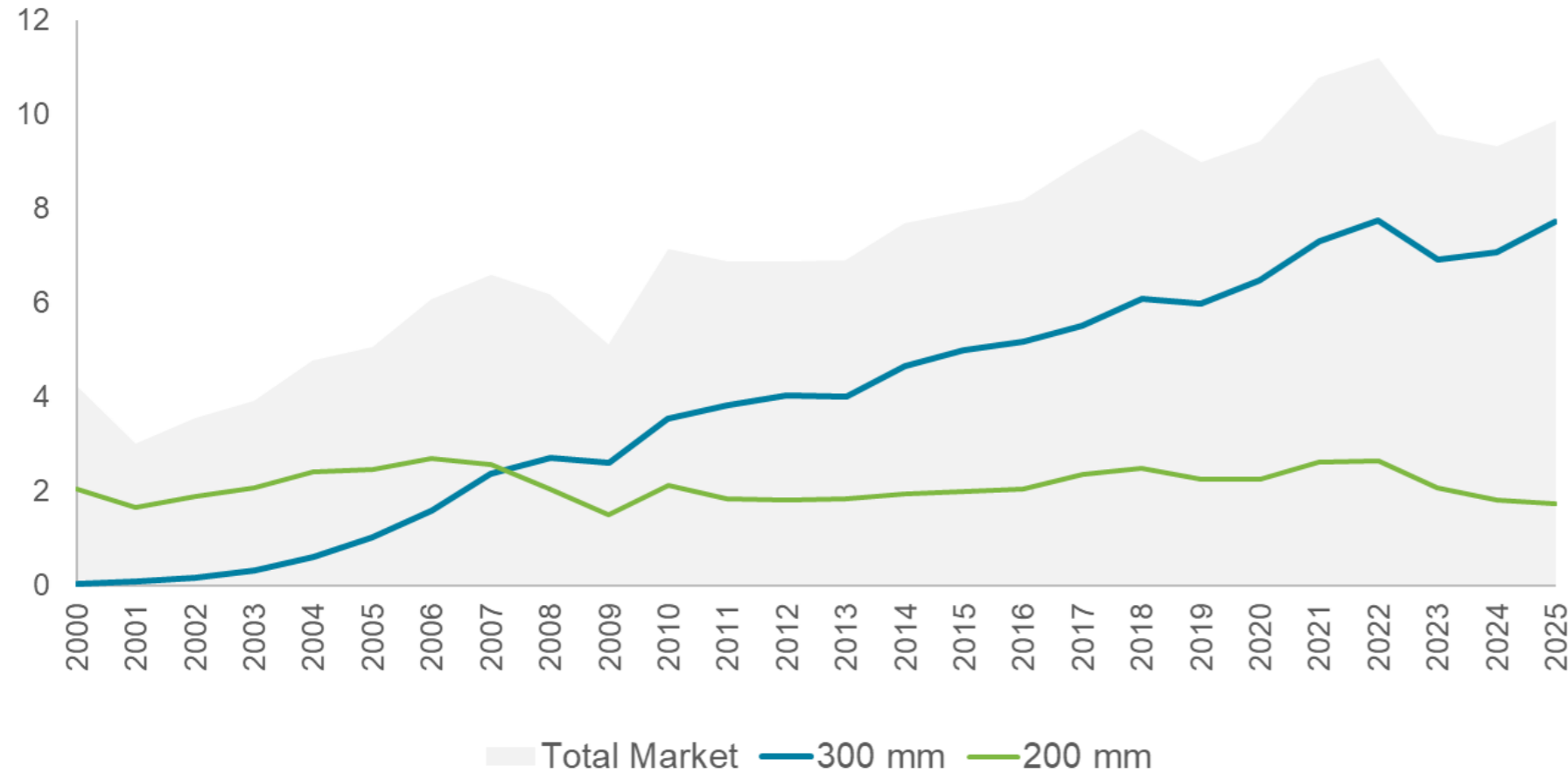


Only western
based wafer
manufacturer

Source: Q1 – Q3 2025 Quarterly revenue reports by SEMI reporting companies with Siltronic estimates on silicon wafer revenues

WAFER DEMAND GROWTH EXPECTED TO CONTINUE (CAGR¹ 5-6%), DRIVER: 300 mm WAFERS

Wafer Demand per Diameter
in mn 300 mm equivalents



CAGR 6%
for 300 mm



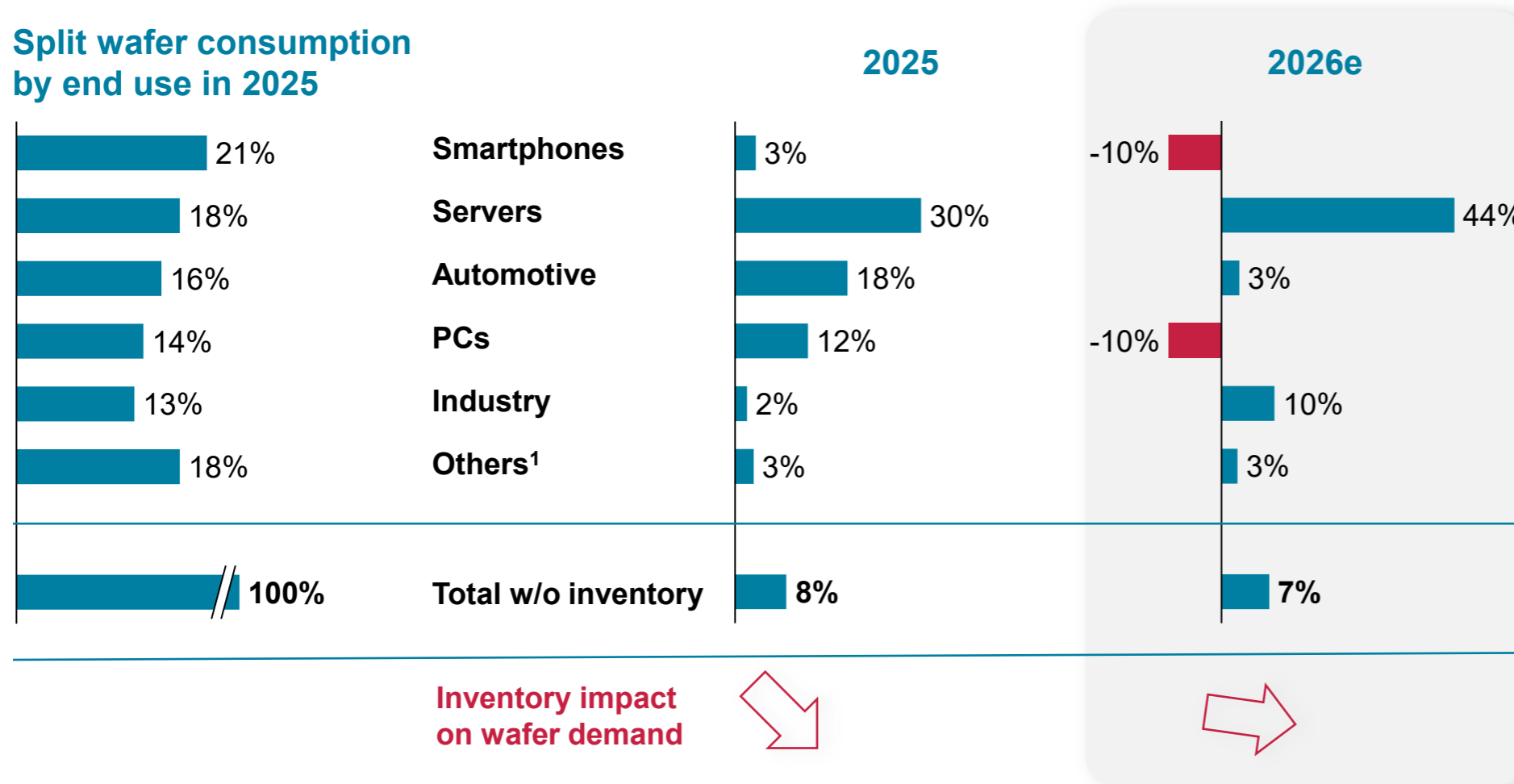
CAGR 1%
for 200 mm

Source: Siltronic estimates; ¹CAGR = Compound Annual Growth Rate (2000-2025)

2026 OUTLOOK: ~7% YOY GROWTH (PRE-INVENTORY) DRIVEN BY STRONG SERVER DEMAND

Growth in Wafer Area Consumption, in % yoy

Split wafer consumption by end use in 2025



Smartphones & PCs

demand weakened further, while memory allocation favors servers



Cars

with reduced growth rate



Industry

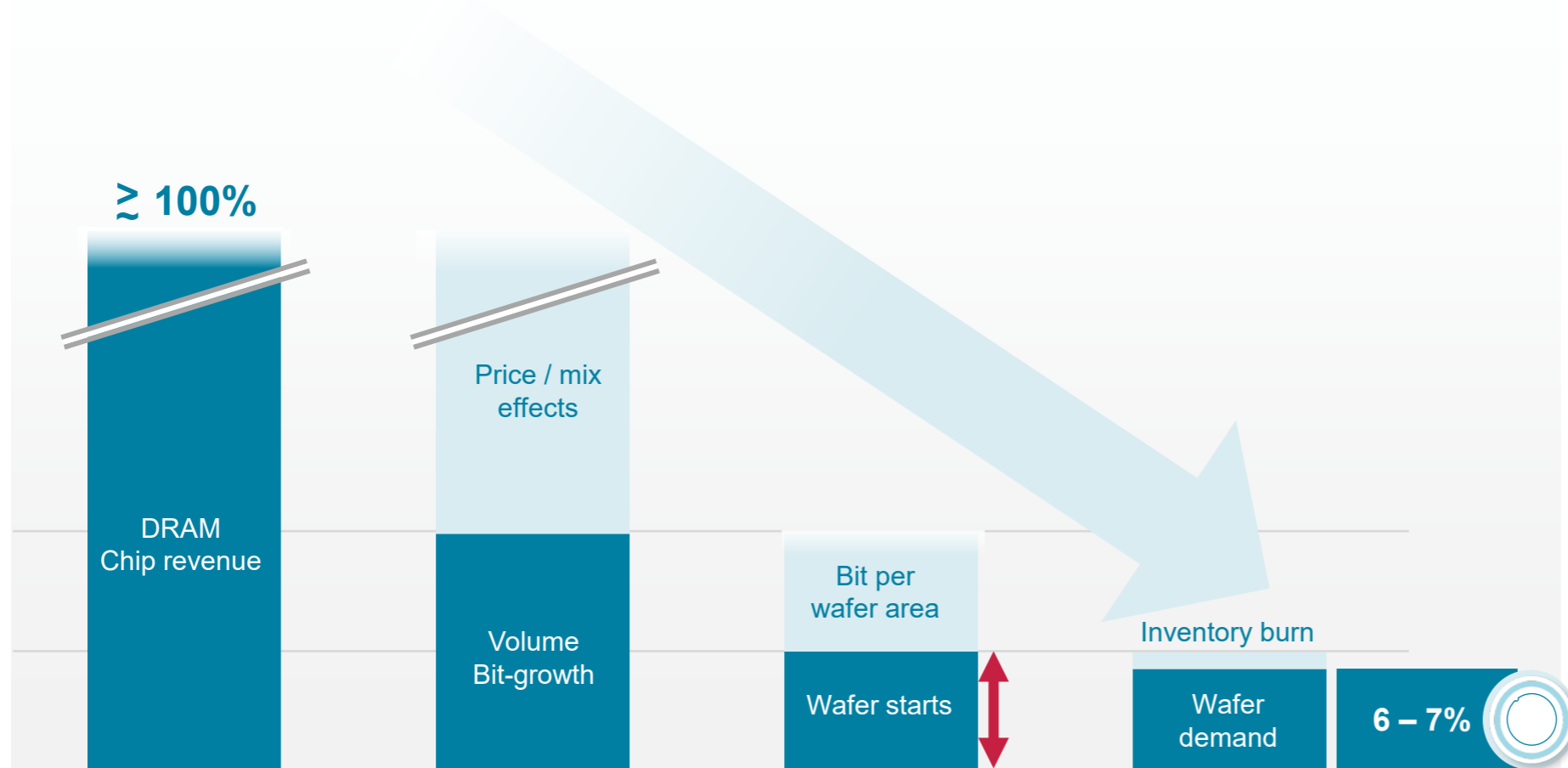
improving

¹Infrastructure Telecommunications, game consoles, consumer electronics such as televisions, white goods such as refrigerators


Source: Siltronic estimates as of April 2026; Chart not to scale

DRAM CHIP REVENUE CURRENTLY DE-COUPLED FROM WAFER DEMAND

Expected DRAM Growth 2026 yoy – from sales to wafer volume



Supply shortage
pushes memory pricing up



Tight customer DRAM capacity
caps volume growth

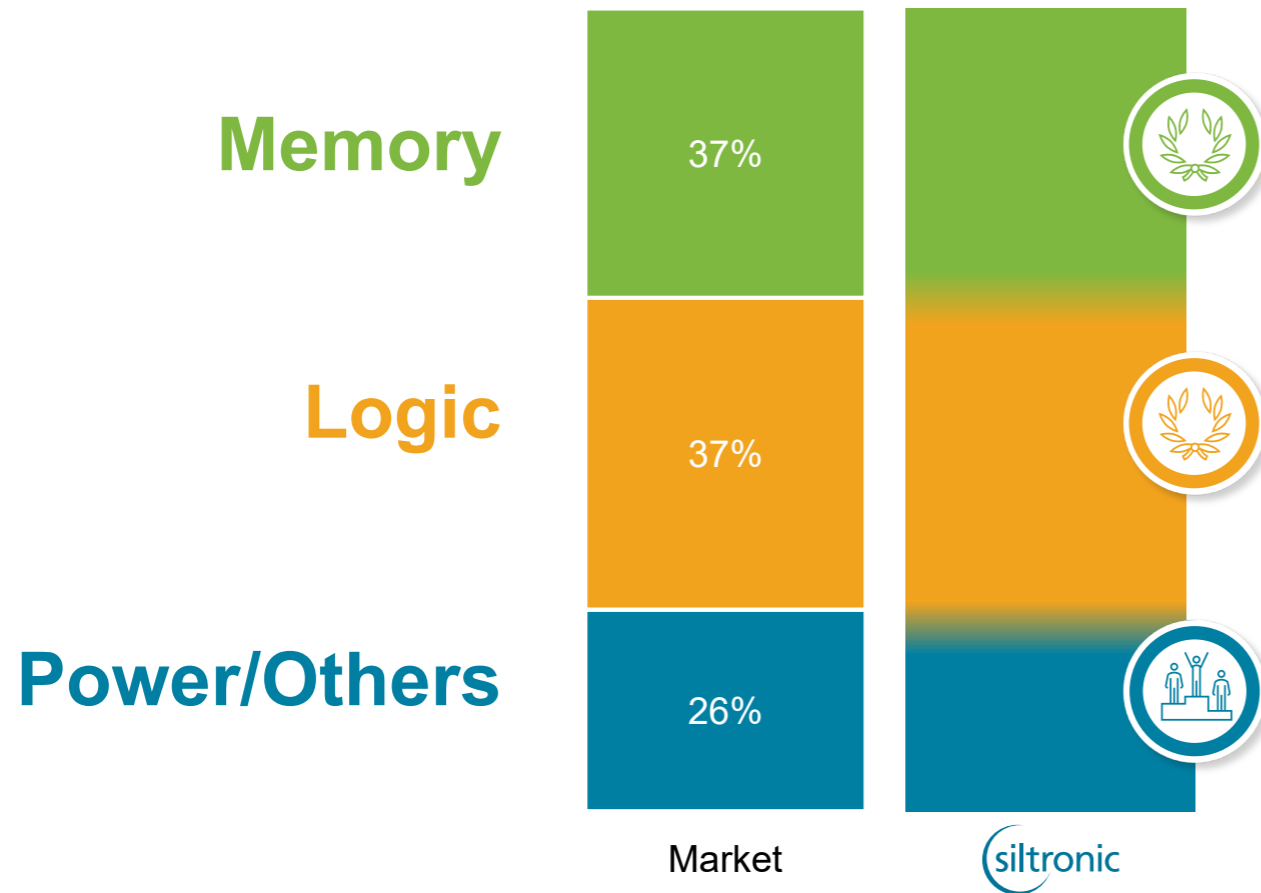


~ 6-7% DRAM wafer demand
arrives at wafer industry

Source: Siltronic-estimates based on press statements
Chart not to scale

SILTRONIC HAS A WELL-DIVERSIFIED AND RESILIENT PRODUCT MIX IN ALL THREE SEMI-SEGMENTS

Demand by segments in % of total demand in 2025



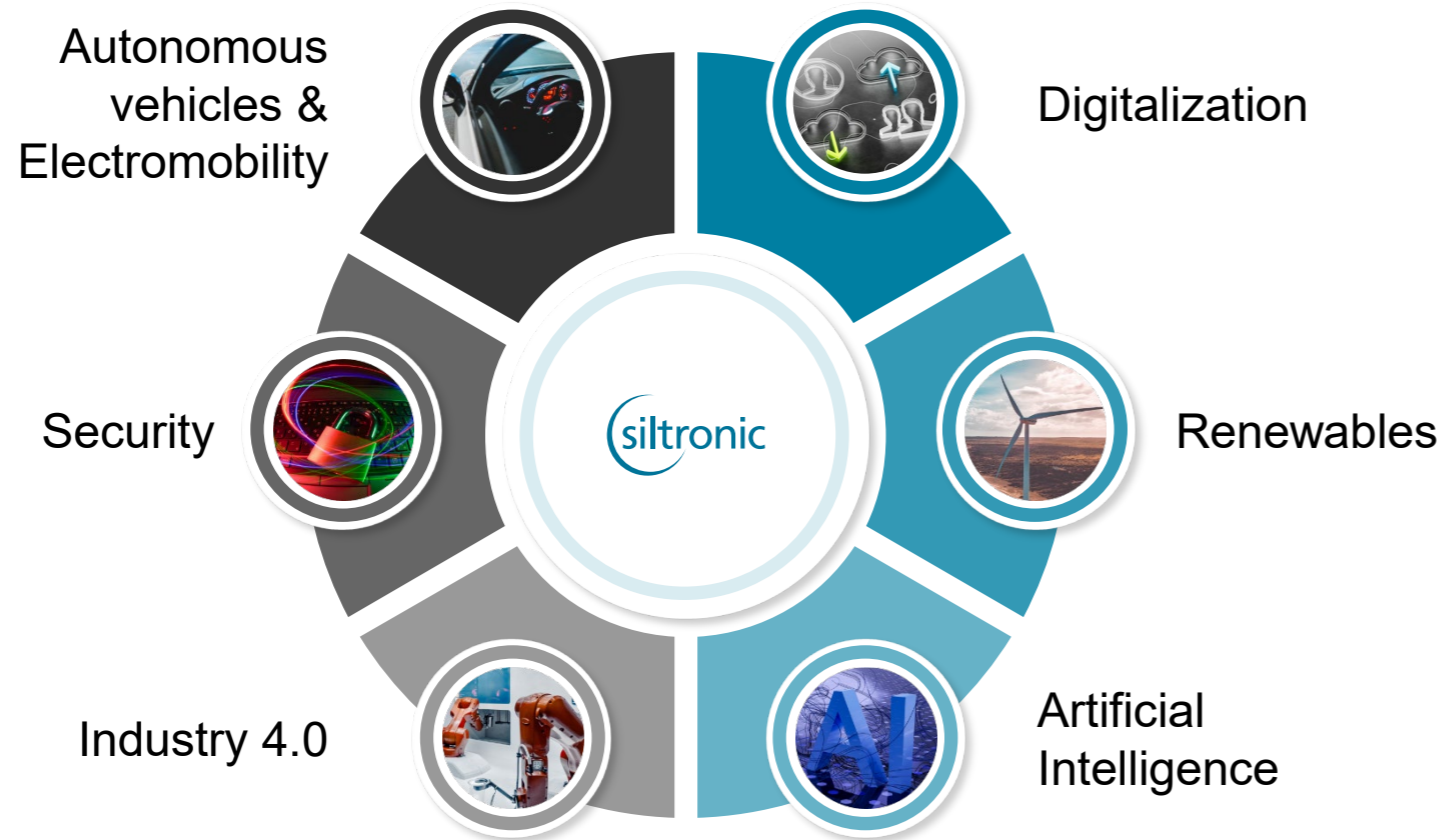
Leading Edge
Supplier




Power
Leading position

Source: Siltronic Marketing

MEGATRENDS WILL DRIVE WAFER DEMAND



Siltronic is well positioned to support each megatrend



All segments will participate and Power with over-proportional growth



Key benefits from strategic focus on Leading Edge and Power market

NEW 300 mm FAB IN SINGAPORE

Facts




EUR 2 billion capex until 2024, from 2025 clearly reduced



Key prime customer qualifications completed in July 2025



EBITDA margin above 50%+ mid-term



First time 300 mm epi in Singapore



Up to 80% LTA share with high prepayments



2024, 2025 and 2026 with reduced ramp speed

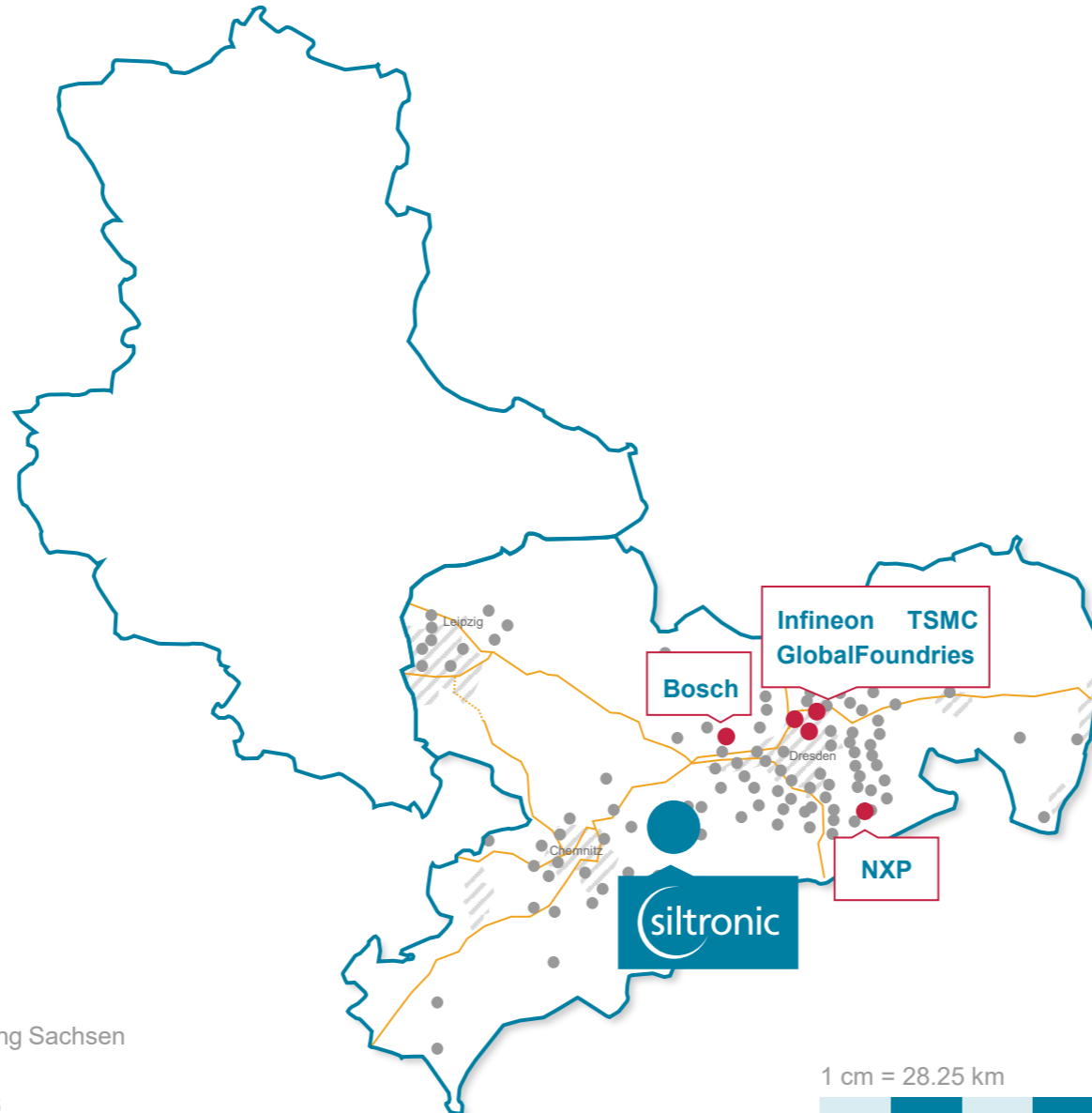


Highly automated and high economies of scale



LTA = Long Term Agreement; epi = epitaxial wafers (mostly used for the Logic industry)

IN FREIBERG WE FURTHER IMPROVED PRODUCT MIX FUELED BY INVESTMENTS



**Every
2nd to 3rd**
semiconductor in the
EU is from this region



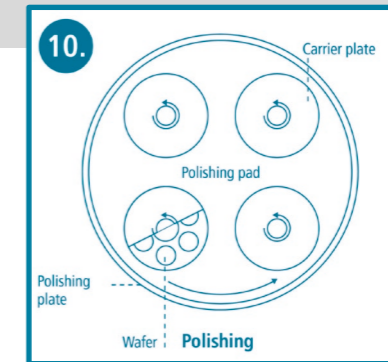
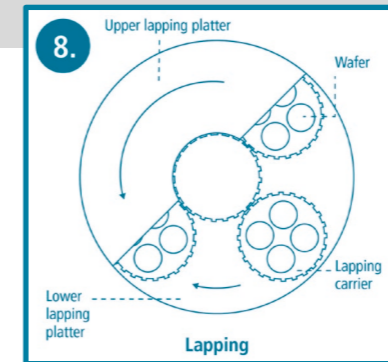
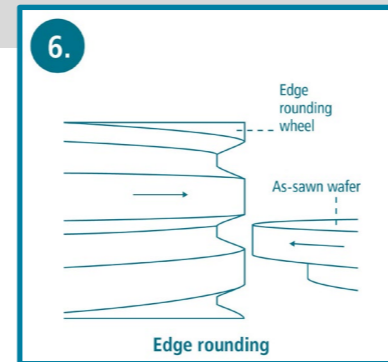
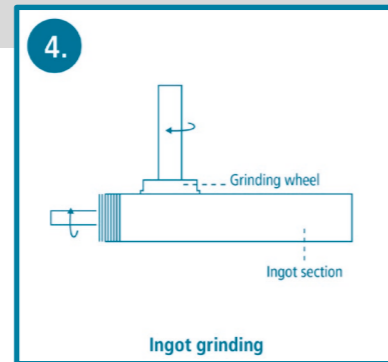
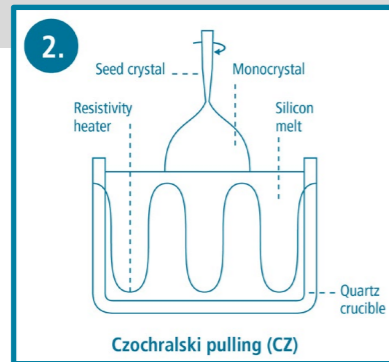
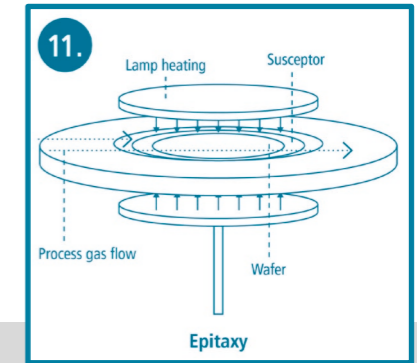
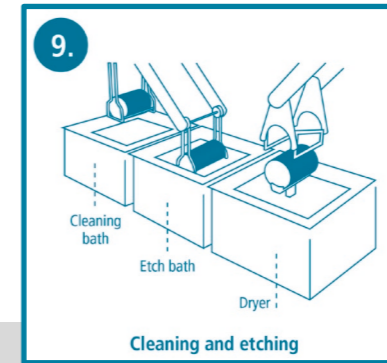
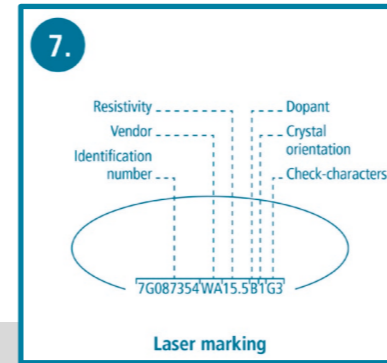
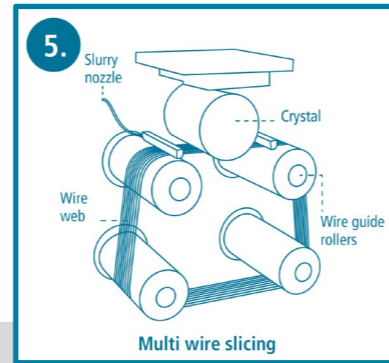
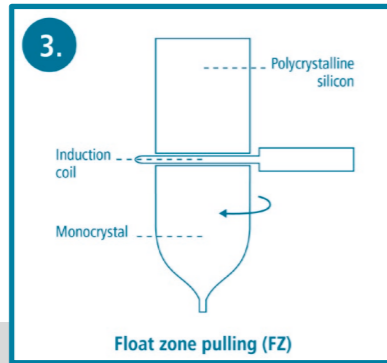
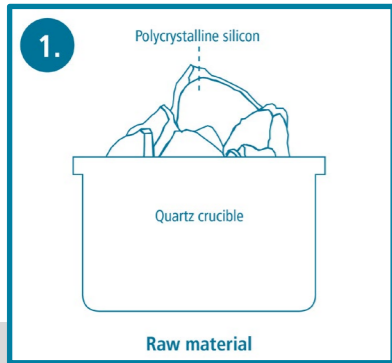
Investments
of more than EUR 1 bn
since 1995 by Siltronic



First-class
geographical position
in light of EU ambitions

Source: Siltronic; Silicon Saxony/Wirtschaftsförderung Sachsen

WAFER PRODUCTION PROCESS



STRONG FOCUS ON GROWTH DRIVERS R&D AND INNOVATION

R&D

hub in Burghausen



450

R&D employees



1,900

patents



5-6%

of sales planned
as R&D spendings



Partnering with leading innovation platforms



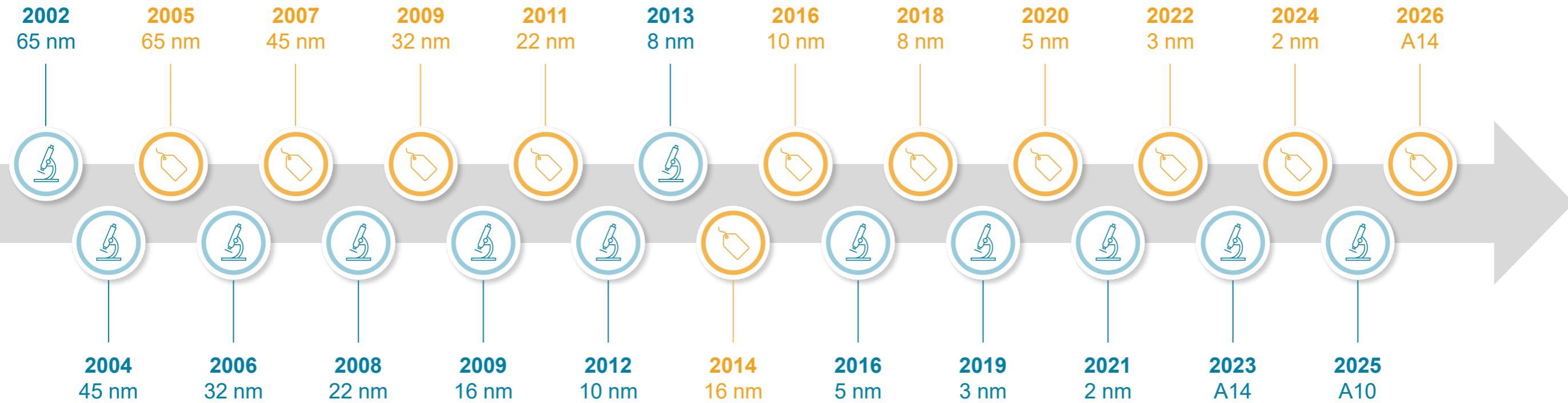
Leibniz Institute
for High
Performance
Microelectronics



R&D Innovation Strategy

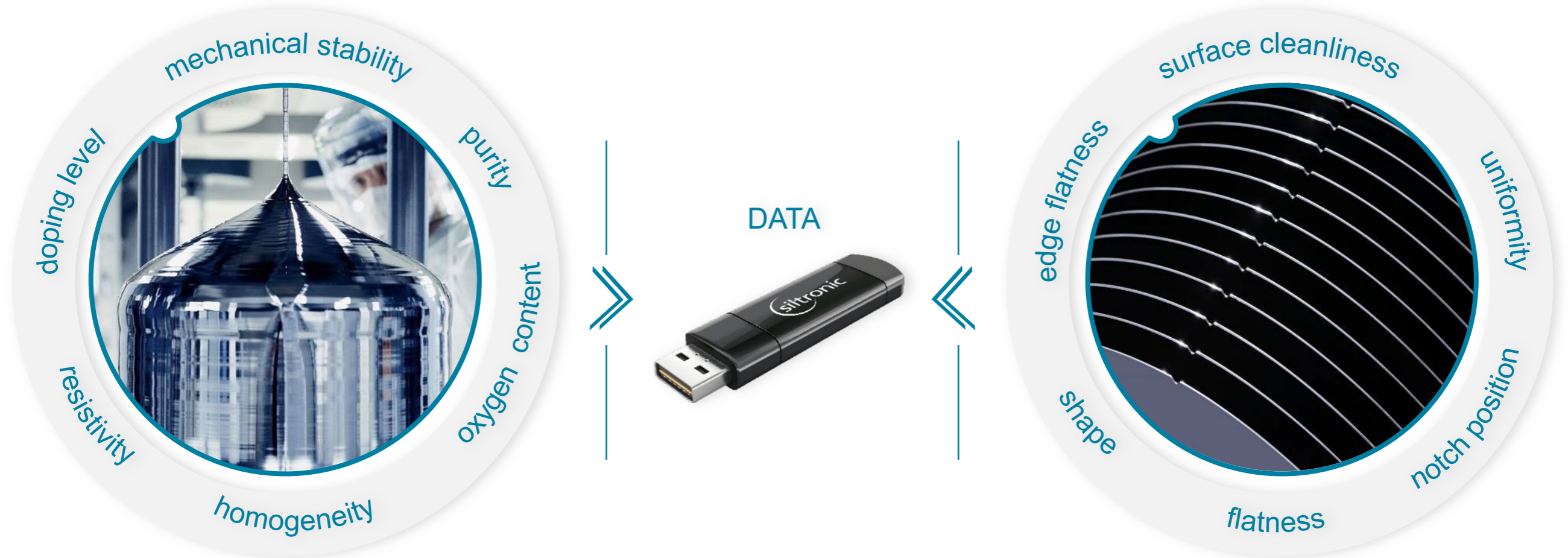
- Stay one generation ahead as a **Technology Leader**
- Focus on **Leading Edge** and **Power**
- Find new business opportunities and **expand** our **product portfolio**

SILTRONIC HAS A PROVEN TRACK RECORD AS A TECHNOLOGY LEADER



 R&D Start
  Commercialization

A NUMBER OF KEY INGOT AND WAFER PROPERTIES DEFINE THE WAFER SPECIFICATION AND ITS FURTHER USE BY THE CUSTOMER



PURITY AND FLATNESS REQUIREMENTS FOR WAFERS ARE EXTREME, AS SCALING THEM INTO THE MACRO WORLD SHOWS

Particles

Particle size specified in the nm range. Requirements are equivalent to a maximum of 10 grains of sand distributed over the city of Munich.



nm = nanometer

Flatness


20 nm on a wafer are equivalent to the height of a leaf on the surface of Lake Chiemsee – or a single bacteria on a tennis court.



OUTLOOK

DEBT REPAYMENTS STARTED IN 2025, WITH AN ADDITIONAL EUR 100 MN PLANNED FOR 2026

Debt Financing Instruments in EUR million



- Fixed loans, drawn
- Variable loans, drawn
- Syn loan, not drawn yet

Figures rounded
SSD = Schuldscheindarlehen (Promissory Note Loan)

Maturity Profile of Debt Financing in EUR million

2026	2027	2028	Σ 2029 – 2033
100	250	220	790

Liquidity in EUR million

March 31, 2026	+	Syn loan (not drawn)
448		127



Prepayments

of EUR ~15 mn expected to be refunded in 2026



Interest

expenses in the ballpark of EUR 50 mn in 2026

CONTINUING TO FOCUS ON CAPEX, COSTS AND CASH

Strict Capex Discipline



Deferred capacity spend, restrictive project approvals

Cost Program



Full-scope cost management, tackling all cost drivers

Other Cash Measures



Particularly comprehensive working capital management

Major cost items 2026



Depreciation



Labor



Supplies



Polysilicon



Energy

CAPEX SIGNIFICANTLY DOWN, PAYMENTS FOR CAPEX ABOVE INVEST-LEVEL

Capex and Payments for Capex, in EUR million

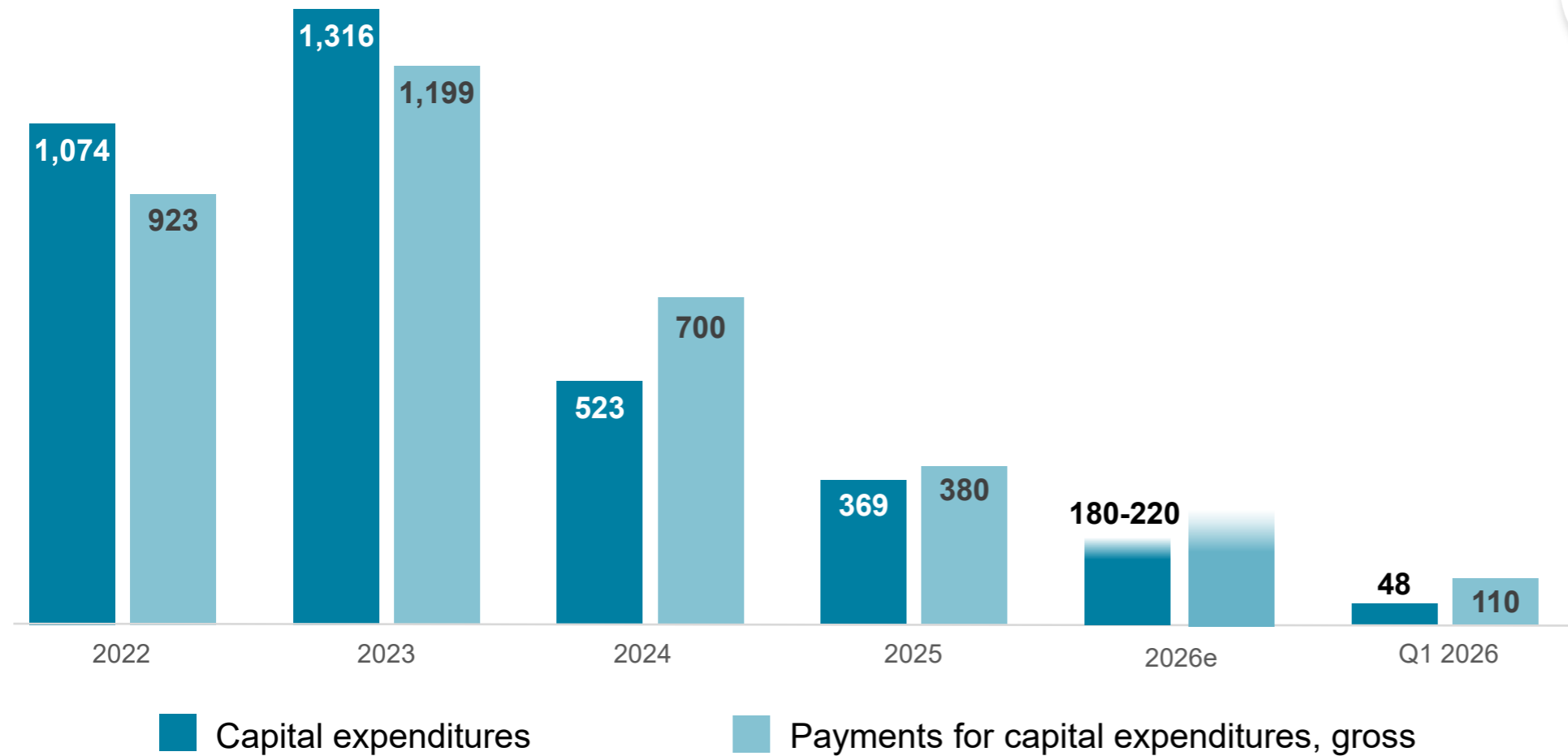


Chart not to scale



Payment roll-over

effects occurred in Q1 2026

SILTRONIC'S TECHNOLOGICAL LEADERSHIP AND EXCELLENCE RECOGNIZED WITH MULTIPLE AWARDS IN THE LAST 12 MONTHS



EPIC Supplier Award

Intel, April 2025



BEST in Value Award

Samsung, September 2025



Best Supplier Award

SSMC, September 2025



Outstanding Supplier Performance Award

Micron, November 2025



Best Silicon Supplier Award

ST, November 2025



2026 GUIDANCE CONFIRMED

Sales

Mid-single digit below 2025
EUR/USD 1.18

EBITDA margin

Between 20% and 24%

Depreciation

Between EUR 490 and 520 mn

EBIT

Significantly below the previous year

Capex

Between EUR 180 and 220 mn

Net Cash Flow

In the range of the previous year



ESG @ SILTRONIC

Clear commitment to an emission-free future



SILTRONIC IS ENABLING TECHNOLOGIES FOR A SUSTAINABLE FUTURE

Power focus

Power chips are crucial for decarbonization and enable renewable energies and EV's



Focus on **Power wafers**
+
R&D focus in **special products**
and **new materials**



Leading Edge focus

New chip generations increase energy efficiency and need less power



Leading Edge wafers
+
R&D focus on **new Design Rules**



Strategy

on Leading Edge and Power wafers supports sustainability strategy



Investments

needed to keep our equipment state of the art for Leading Edge wafers



R&D focus

is crucial for sustainability strategy

AMBITIOUS TARGETS AND GLOBAL COMMITMENTS KEEP US GOING



Climate – Scope 1+2 CO₂ emissions

2030: -42%¹
2045: Net zero²
Status 2025: -31%¹



Energy – renewable

2030: 60% share
2045: 100% share
Status 2025: 26% share³



Responsible Business Alliance
Advancing Sustainability Globally



Siltronic supports the 10 principles of the **UN Global Compact**.

We contribute to the sustainable development goals of the **United Nations**.

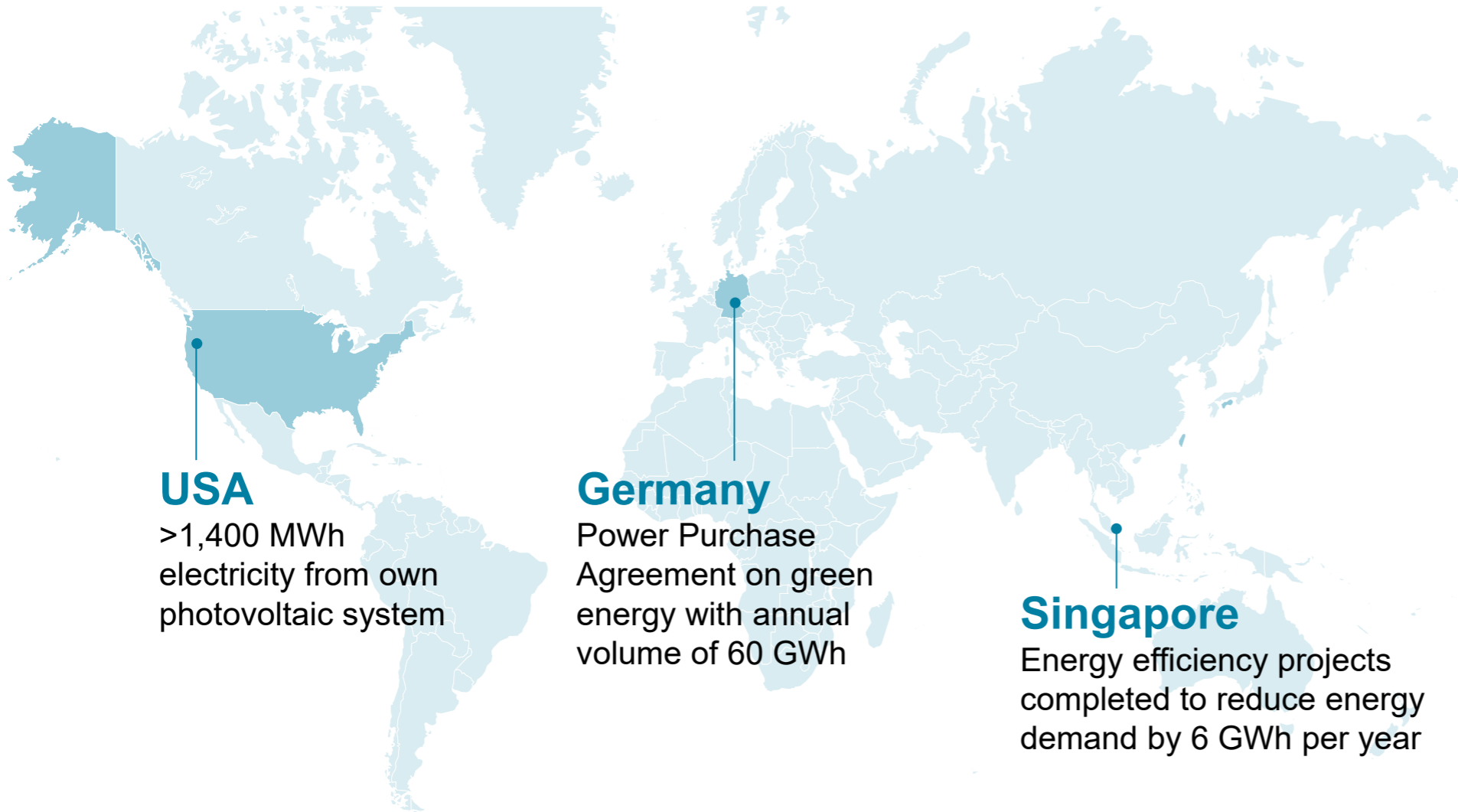
As a supplier to the electronics industry, Siltronic is a “Regular” member of the **Responsible Business Alliance (RBA)**.

Siltronic achieved an ‘**A** – Leadership’ score in **CDP** Climate change and Water security ratings.

With our membership at **RE100**, we are dedicated to make our contribution to global decarbonization.

¹Absolute reduction, base year 2021; ²Net zero: GHG emissions released into the atmosphere equal the amount removed; ³Based on RE100 criteria

SUSTAINABILITY HIGHLIGHTS 2025



USA

>1,400 MWh
electricity from own
photovoltaic system

Germany

Power Purchase
Agreement on green
energy with annual
volume of 60 GWh

Singapore

Energy efficiency projects
completed to reduce energy
demand by 6 GWh per year



CDP A list

'A-Leadership' score in
CDP Climate Change
and Water Security
rating for the first time
in 2025



-31% CO₂

Reduction of absolute
CO₂ scope 1+2
emissions in 2025
compared to base
year 2021

THE SILTRONIC EXECUTIVE BOARD



Dr. Michael Heckmeier
CEO

- CEO since May 2023
(appointed until May 5, 2031)
- 25 years at Merck
- Studied physics and mathematics,
PHD in physics
- MBA, General Management



Claudia Schmitt
CFO

- CFO since July 2023
(appointed until June 30, 2031)
- 16 years at Siltronic
- 11 years at Wacker Chemie AG
- Studied Business Administration



Klaus Buchwald
COO

- COO since June 2024
(appointed until May 31, 2027)
- 21 years at Infineon
- 4 years at Rohde & Schwarz
- Studied Mechanical and Industrial
Engineering

EXECUTIVE SUMMARY

KEY TAKEAWAYS – CLEAR COMMITMENT TO PROFITABLE GROWTH AS A TECHNOLOGY LEADER



Financial Calendar and Events

May 8, 2026

AGM

May 19, 2026

**LBBW London Private
Placement Forum 2026,
London**

May 28, 2026

**Deutsche Bank European
Champions Conference,
Frankfurt**

September 1, 2026

**COMMERZBANK & ODDO
BHF Corporate
Conference, Ffm**

September 2/3, 2026

**Deutsche Bank European
TMT Conference, London**

Investor Relations Contact



Stephanie Malgara

investor.relations@siltronic.com

Tel. +49 89 8564-3133

The information contained in this presentation is for background purposes only and is subject to amendment, revision and updating. Certain statements contained in this presentation may be statements of future expectations, future financial performance and other forward-looking statements that are based on management's current views and assumptions and involve known and unknown risks and uncertainties. In addition to statements which are forward-looking by reason of context, including without limitation, statements referring to risk limitations, operational profitability, financial strength, performance targets, profitable growth opportunities and risk adequate pricing, words such as "may", "will", "should", "expects", "plans", "intends", "anticipates", "believes", "estimates", "predicts", "continue", "projects" or "seeks", "potential", "future", or "further" and similar expressions may identify forward-looking statements. By their nature, forward-looking statements involve a number of risks, uncertainties and assumptions which could cause actual results or events to differ materially from those expressed or implied by the forward-looking statements. These include, among other factors, changing business or other market conditions, currency and interest fluctuations, introduction of competitive products, poor acceptance of new products and services, change of the corporate strategy and the prospects for growth anticipated by the management. These and other factors could adversely affect the outcome and financial effects of the plans and events described herein. Statements contained in this presentation regarding past trends or activities should not be taken as a representation that such trends or activities will continue in the future. Siltronic AG does not undertake and does not intend to undertake any obligation to update or revise any statements contained in this presentation, whether as a result of new information, future events or otherwise. In particular, you should not place any reliance on forward-looking statements which speak only as of the date of this presentation.