



SET TO GROW

**Investor Presentation
March 2025**

SILTRONIC AT A GLANCE

4,400

employees
worldwide

4

world-class
production sites

1.4

billion EUR
sales in 2024

50+


years of history
in silicon technologies

Supplier

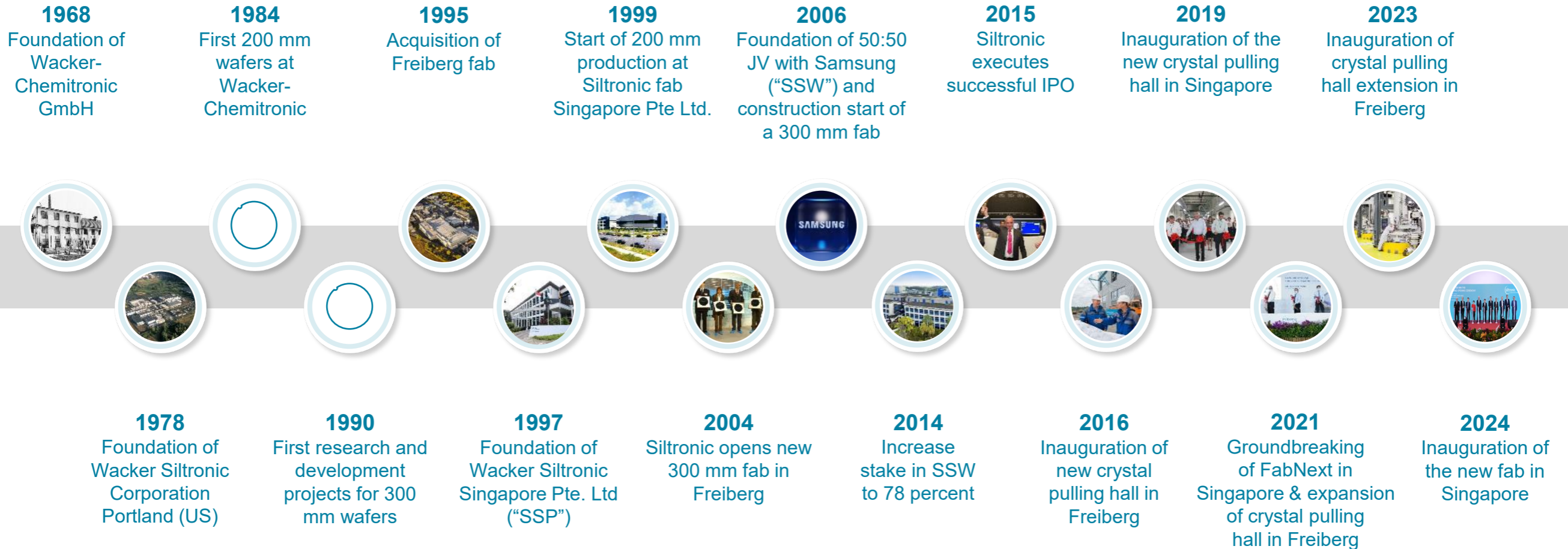
to top
semiconductor producers

26

percent
EBITDA margin in 2024





50+ YEARS OF HISTORY – A STORY OF SUCCESS AND INNOVATION




OUR INTERNATIONAL PRODUCTION NETWORK SERVES CUSTOMERS AROUND THE GLOBE

Singapore



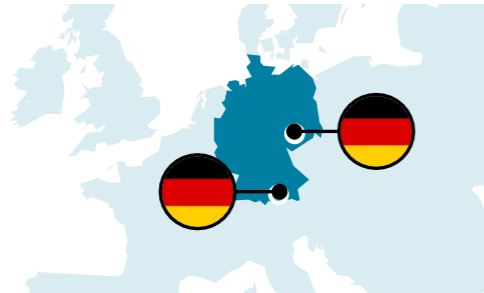
Singapore  

SSW   SSP 



300 mm
volume production in
Germany & Singapore

Germany



Germany (Burghausen, Freiberg)   


  

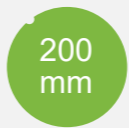


R&D
hub in Burghausen

USA



USA (Portland / Oregon) 





**Leading
Edge**
production

JV = Joint Venture
CP = Crystal Pulling
R&D = Research and Development

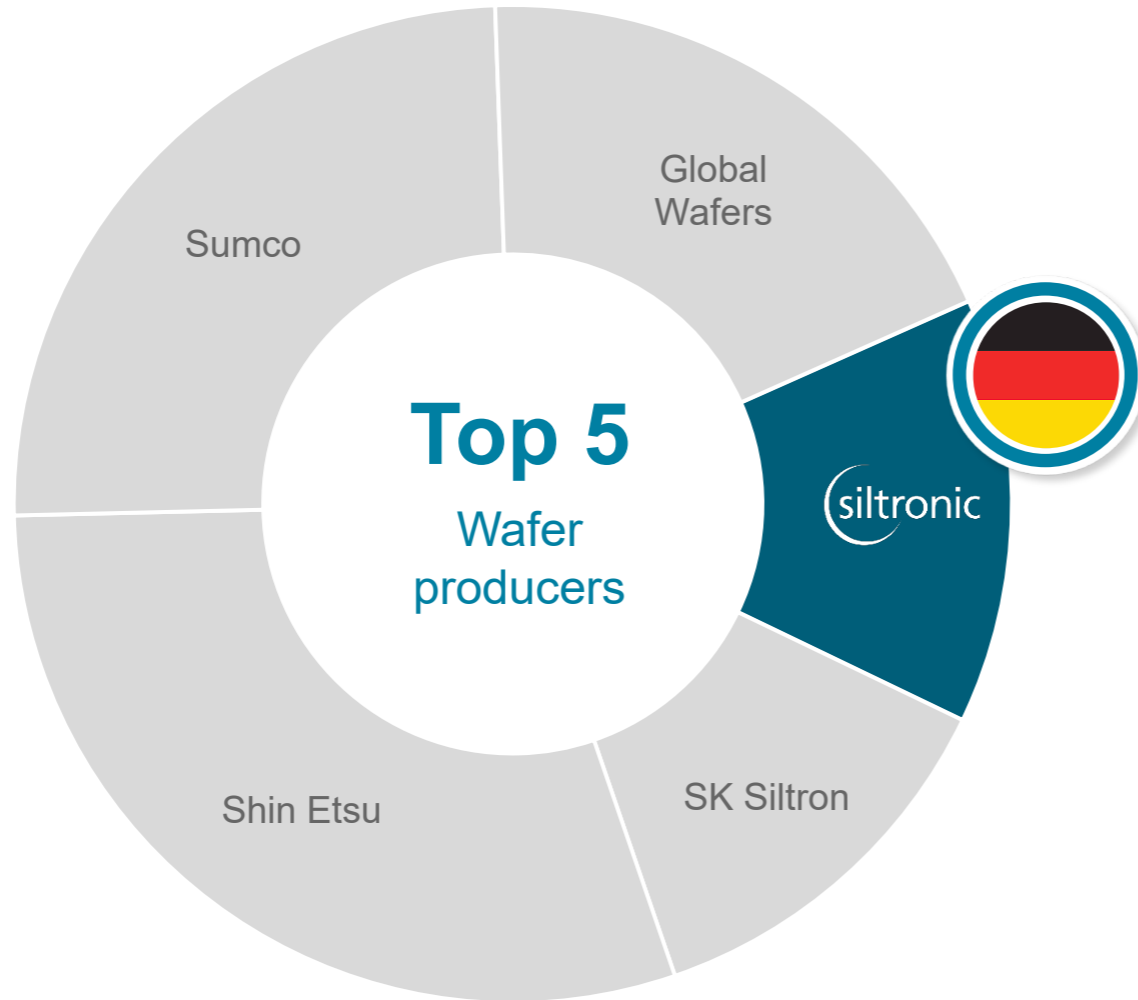
THE WAFER SUPPLIERS ARE FUELING THE WHOLE ELECTRONICS VALUE CHAIN

Electronics value chain (figures for 2024)



Source: TechInsights & other companies, WSTS (Silicon based), SEMI SMG, Siltronic Marketing

SILTRONIC IS WELL POSITIONED AS THE ONLY WESTERN-BASED WAFER MANUFACTURER



Around 80%
of the market is
served by the Top 5

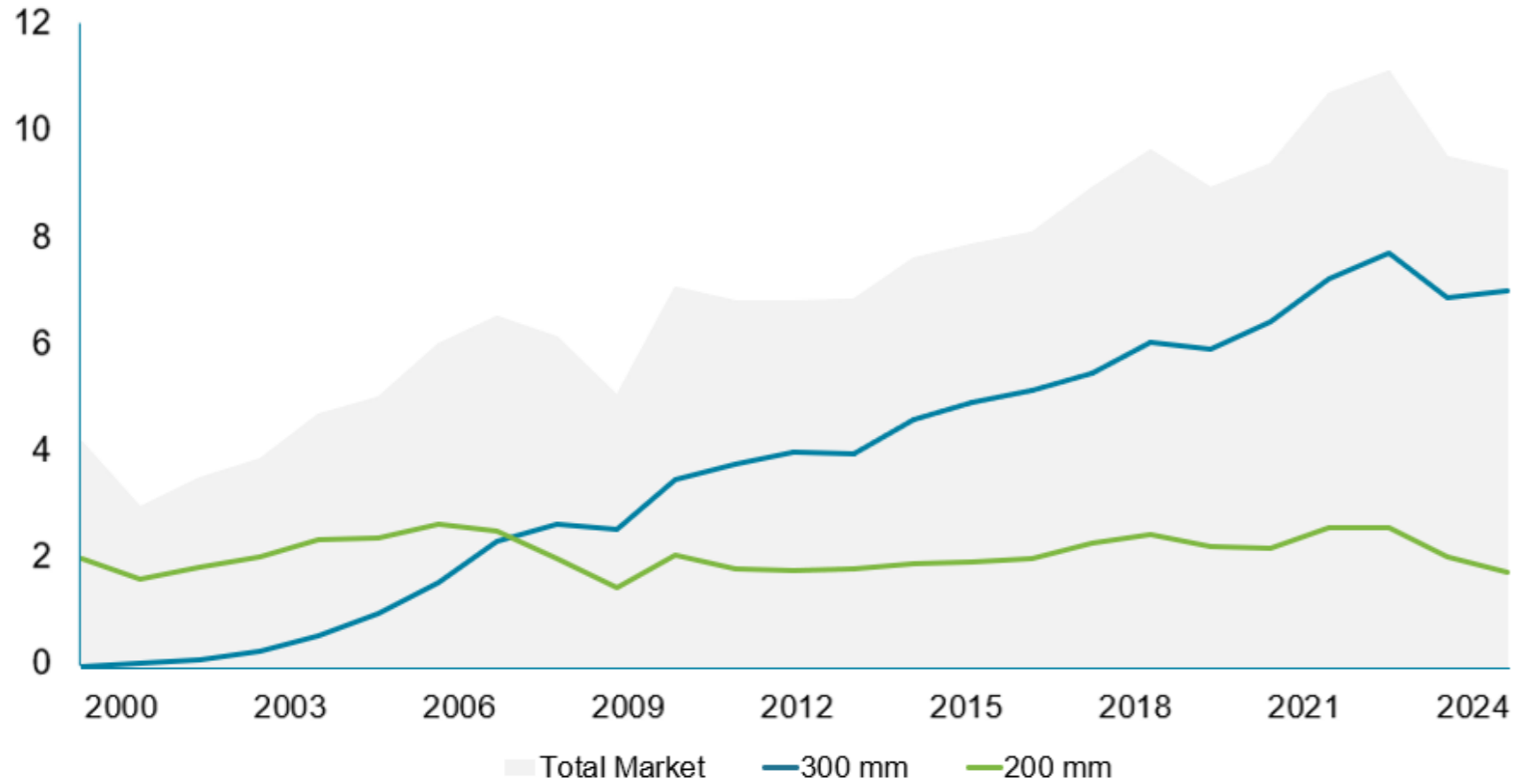


Only western
based wafer
manufacturer

Source: Q1-Q3 2024 Quarterly revenue reports by SEMI reporting companies with Siltronic estimates on silicon wafer revenues

WAFER DEMAND GROWTH EXPECTED TO CONTINUE (CAGR 4-5%), DRIVER 300 mm WAFERS

Wafer Demand per Diameter
in mn 300 mm equivalents



CAGR 6%
for 300 mm

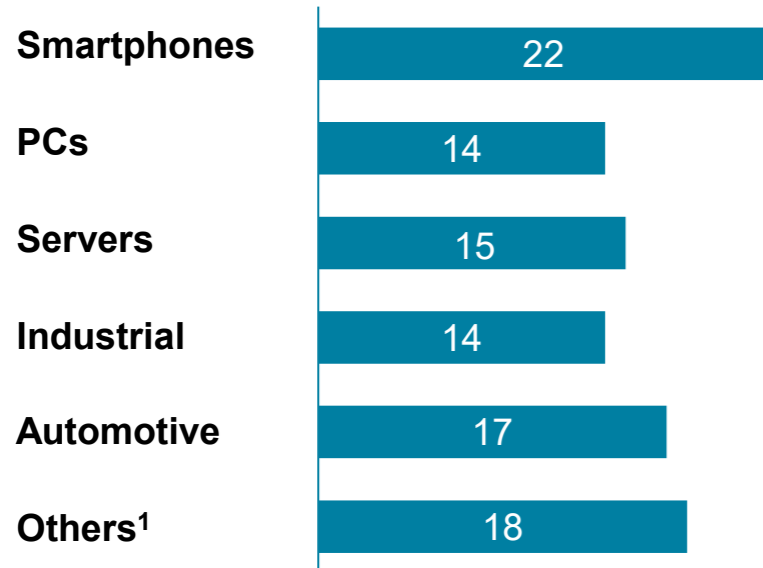


CAGR 1%
for 200 mm

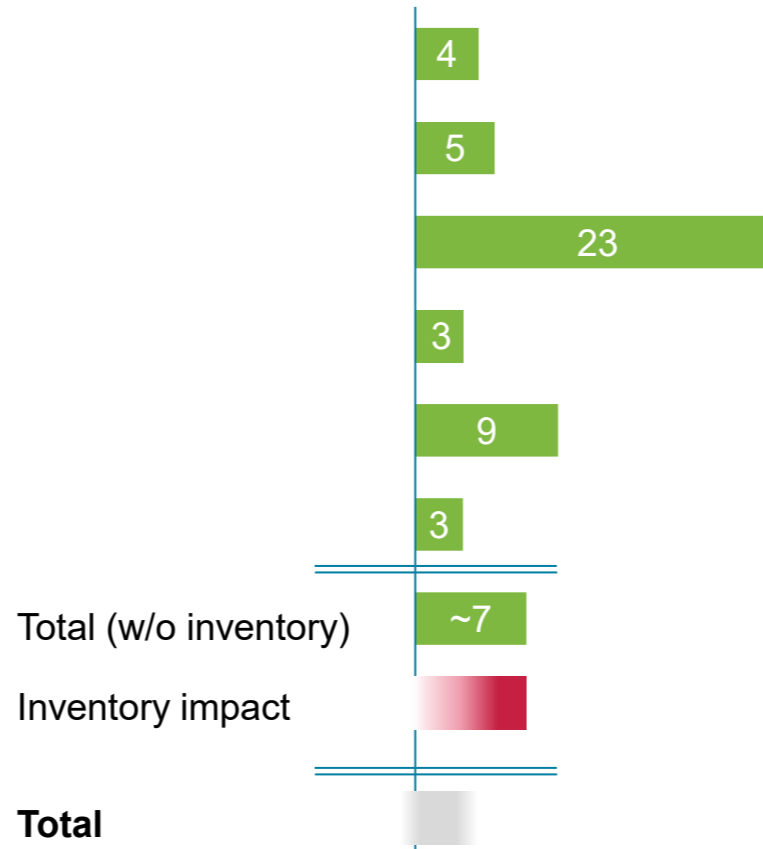
Source: Siltronic estimates

CONTENT INCREASE DRIVES 7% GROWTH IN SILICON AREA END MARKET

Consumption of wafers by end use 2024, in %



Growth in demand for wafer area 2025 vs. 2024, in %



Server

Clear content growth due to AI



Smartphones

AI supports replacement and drives content



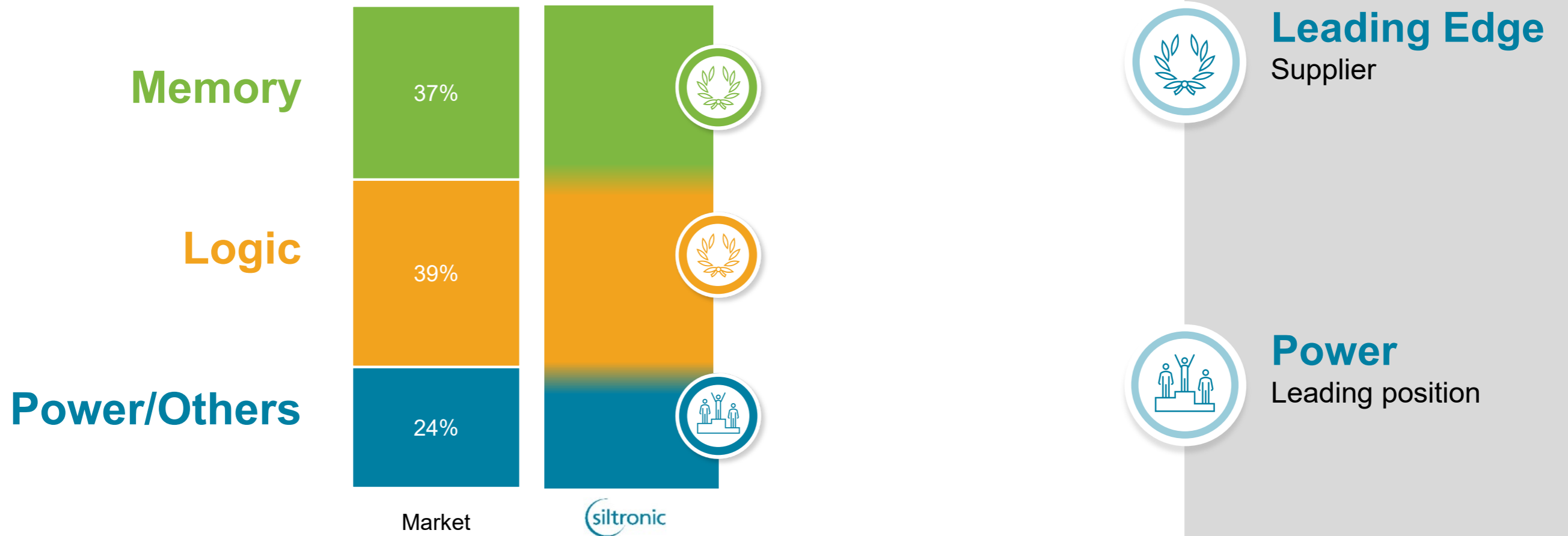
Automotive

Growth mostly fueled by content and xEV unit growth

Source: Siltronic estimates, ¹ Infrastructure Telecommunications, game consoles, consumer electronics such as televisions, white goods such as refrigerators. Chart not to scale.


SILTRONIC HAS A WELL-DIVERSIFIED AND RESILIENT PRODUCT MIX IN ALL THREE SEMI-SEGMENTS

Demand by segments in % of total demand in 2024




Source: Siltronic Marketing

MEGATRENDS WILL DRIVE WAFER DEMAND



Siltronic

is well positioned to support each megatrend



All segments

will participate and Power with over proportional growth

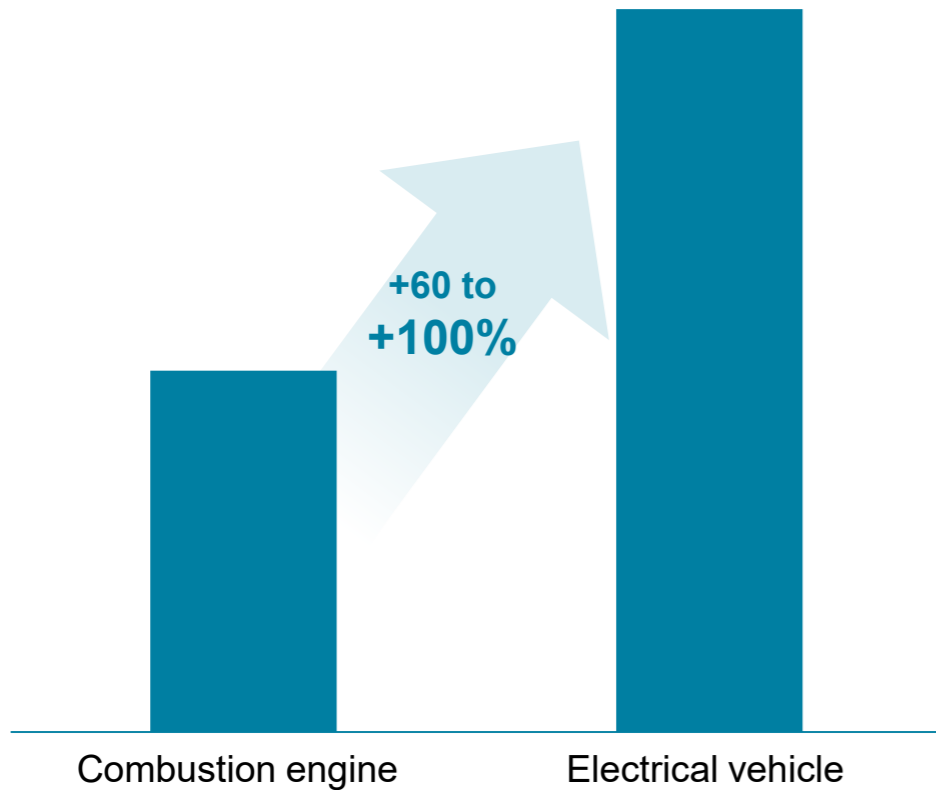


Key benefits

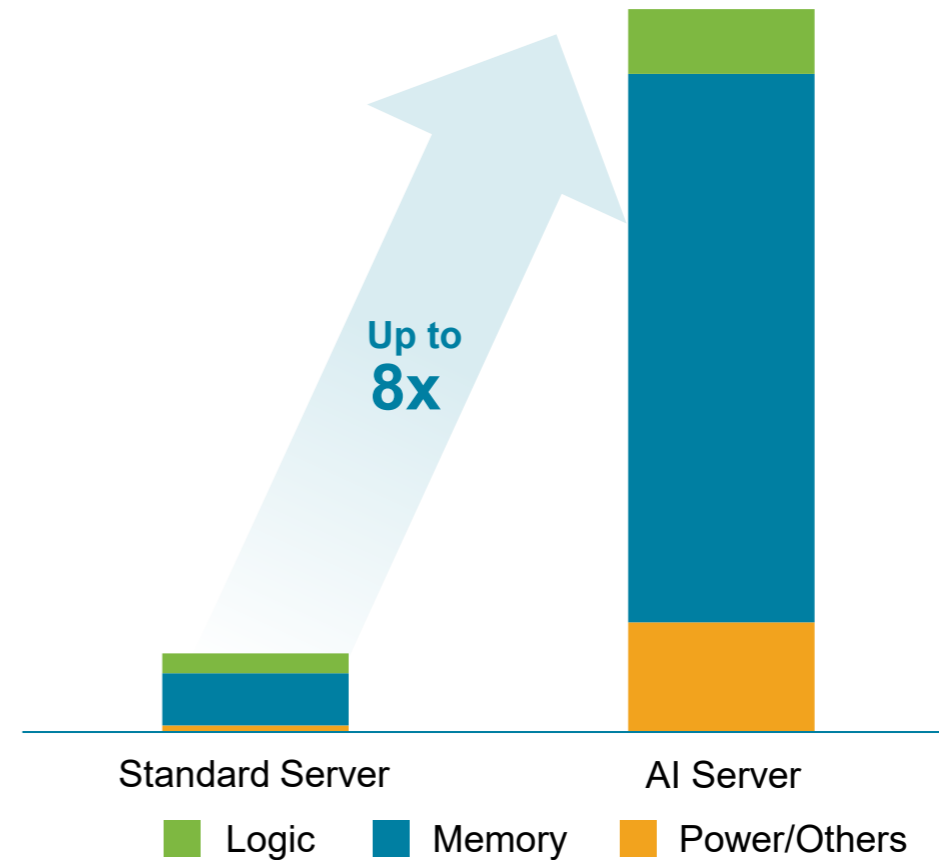
from strategic focus on Leading Edge and Power market

FOR EXAMPLE: ELECTROMOBILITY AND AI ARE PUSHING WAFER DEMAND

Silicon content between combustion engine and electrical vehicle
in cm² per car



Silicon content between standard server vs. AI server in cm² per server



Source: BS Sept. 2023 Global I/O Semiconductors; UBS May 2023; Omdia Q4 2022; Siltronic Marketing estimates

FLAGSHIP PROJECT: INAUGURATION OF OUR NEW 300 mm FAB IN SINGAPORE TOOK PLACE IN JUNE

Facts




EUR 2 billion capex until 2024, in 2025 clearly reduced



2025 focus on key prime customer qualifications expected by mid 2025



Group EBITDA margin above 50%+ mid-term



First time 300 mm epi in Singapore



Up to 80% LTA share with high prepayments



2024 and 2025 with reduced ramp speed

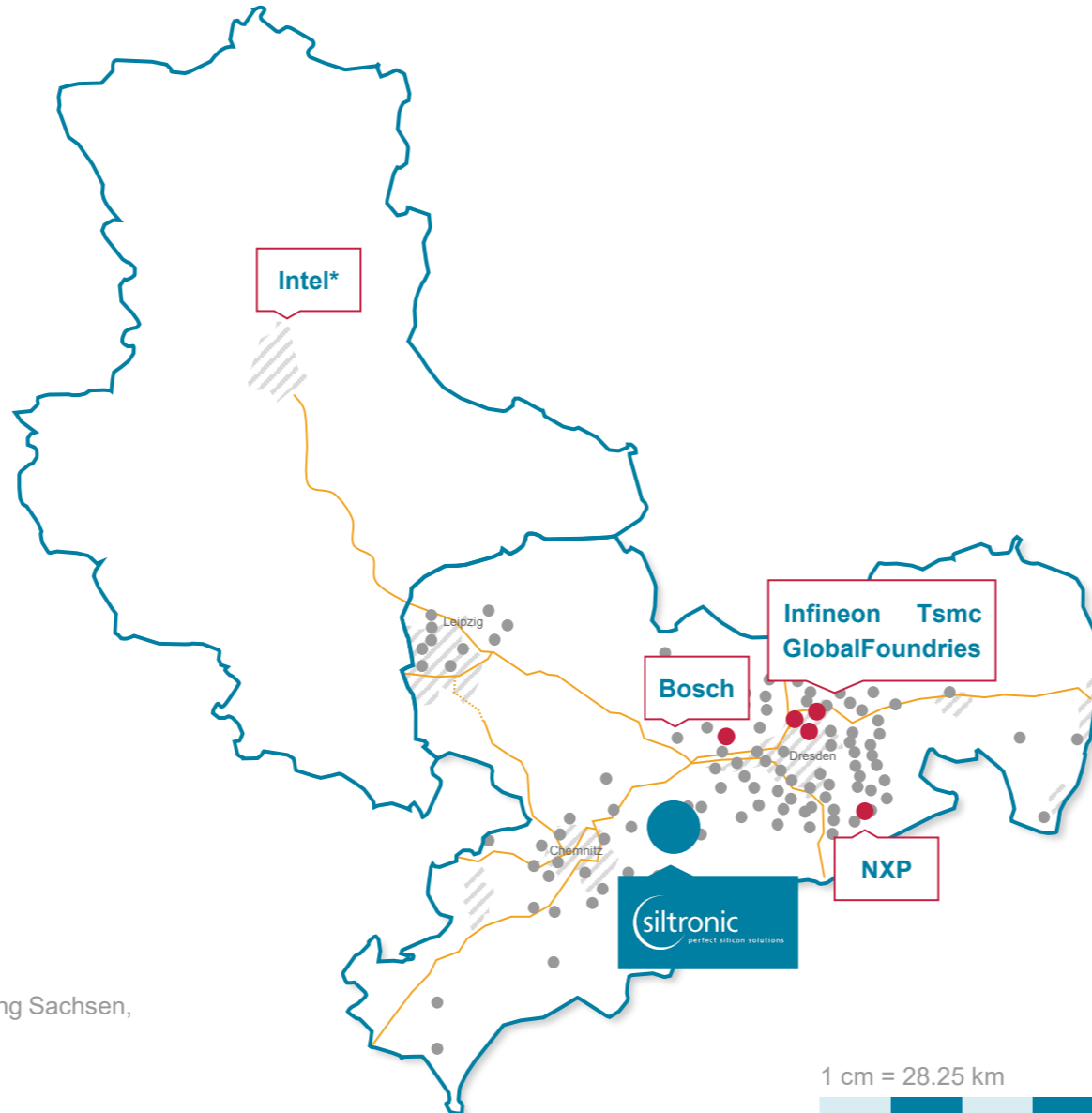


Highly automated and high economies of scale



LTA = Long Term Agreement; epi = epitaxial wafers (mostly used for the logic industry)

IN FREIBERG WE FURTHER IMPROVED PRODUCT MIX FUELED BY INVESTMENTS



Every 3rd to 2nd semiconductor in the EU is from this region



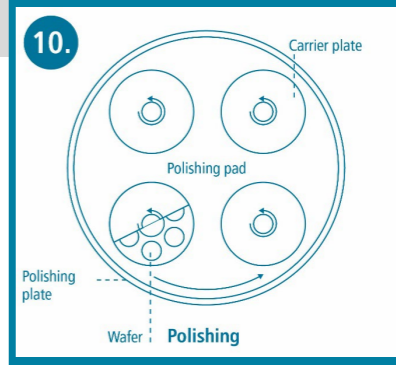
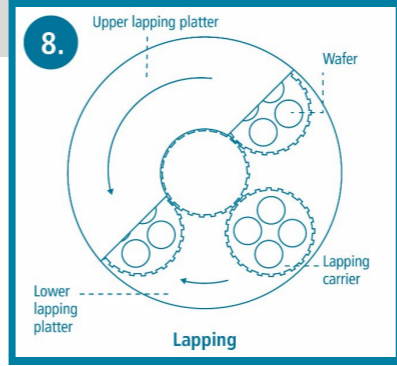
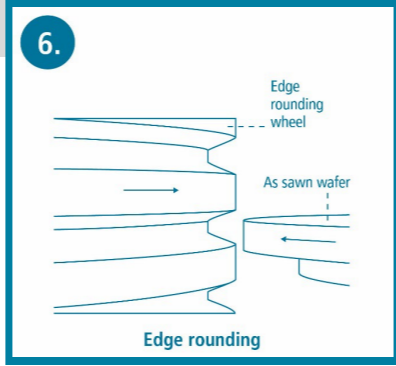
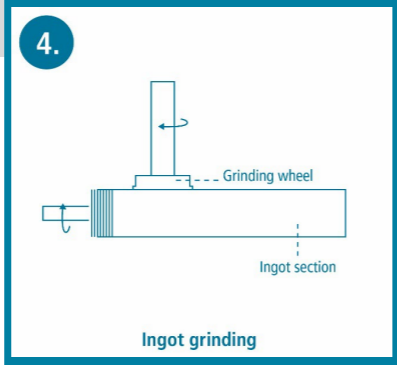
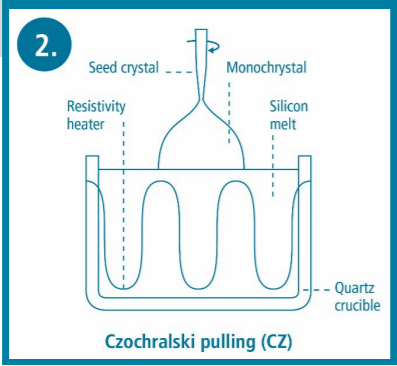
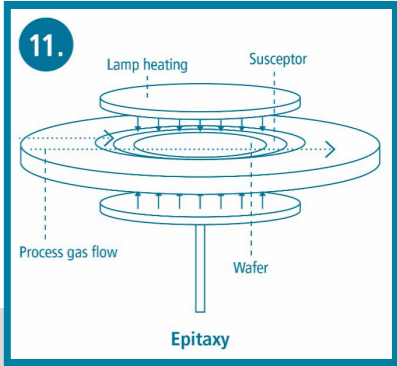
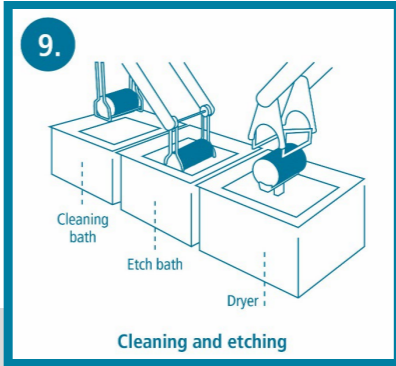
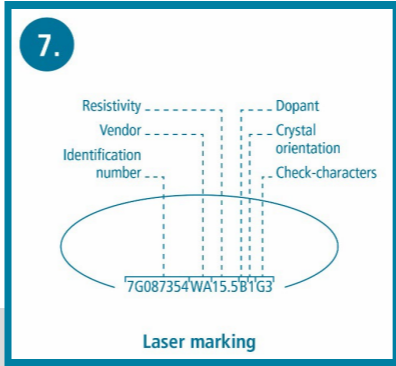
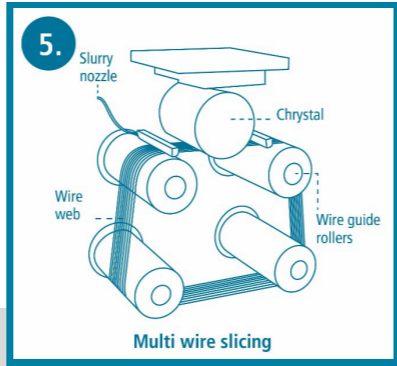
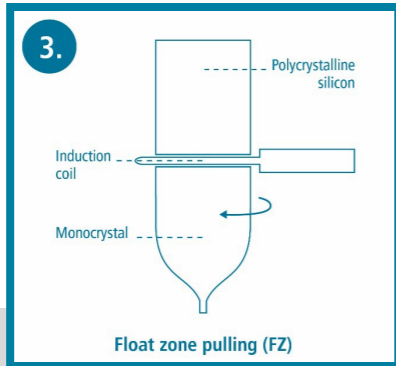
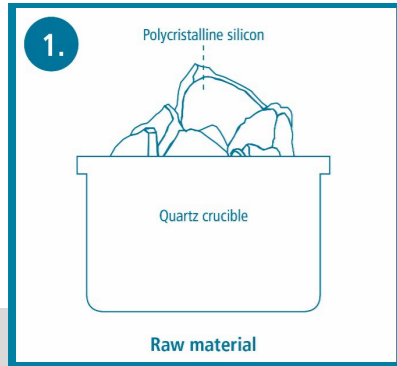
Investments of more than EUR 1 bn since 1995 by Siltronic



First-class geographical position in light of EU ambitions

Source: Siltronic; Silicon Saxony/Wirtschaftsförderung Sachsen, *delayed by at least 2 years

WAFER PRODUCTION PROCESS



STRONG FOCUS ON GROWTH DRIVERS R&D AND INNOVATION

R&D
hub in Burghausen

450
R&D employees

1,900
patents


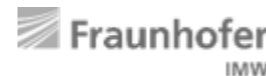
4-5%
of sales planned
as R&D spendings



Partnering with leading innovation platforms



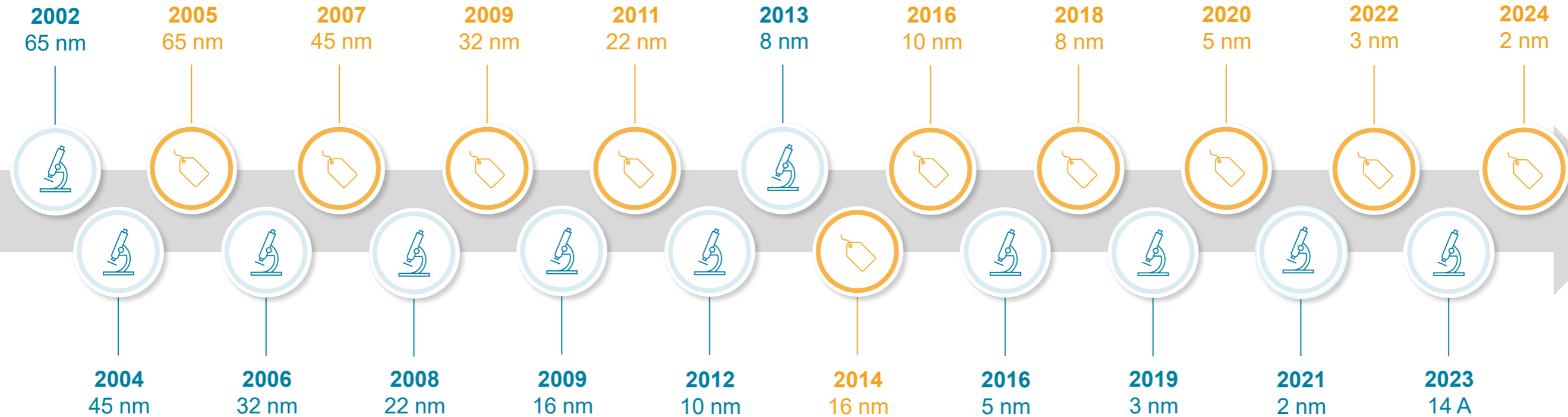
Leibniz Institute
for high
performance
microelectronics



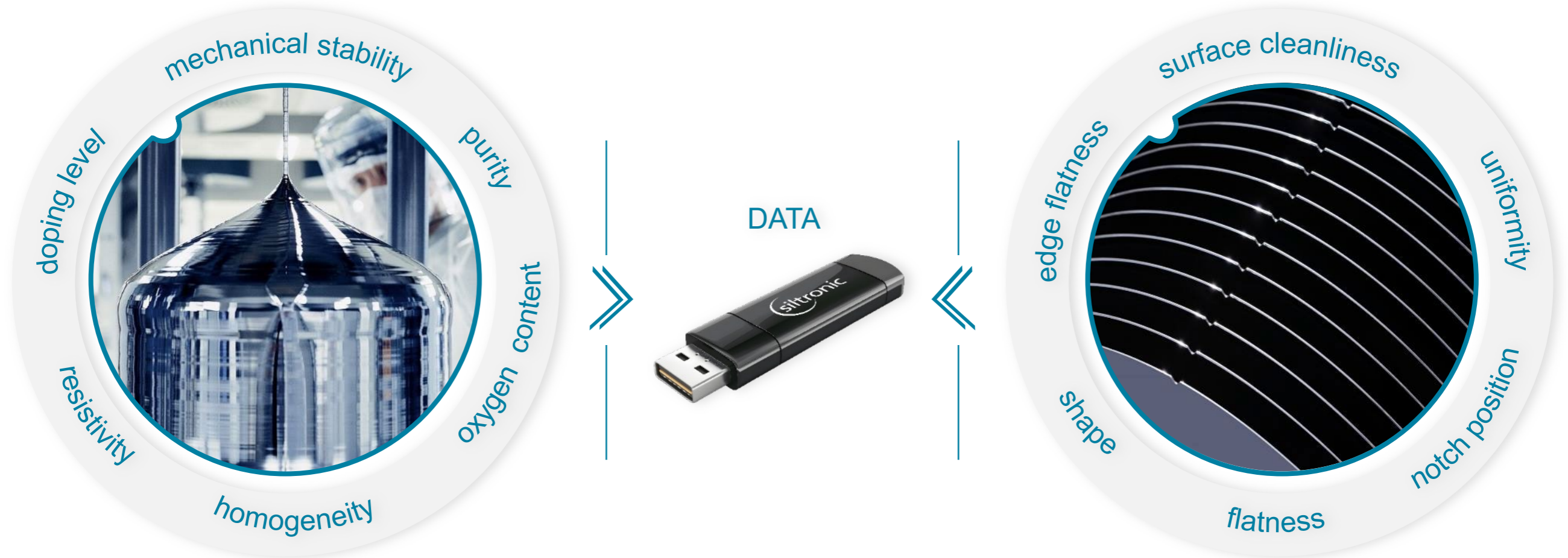
R&D Innovation Strategy

- Stay one generation ahead as a **Technology Leader**
- Focus on **Leading Edge** and **Power**
- Find new business opportunities and **expand** our product **portfolio**

SILTRONIC HAS A PROVEN TRACK RECORD AS A TECHNOLOGY LEADER



A NUMBER OF KEY INGOT AND WAFER PROPERTIES DEFINE THE WAFER SPECIFICATION AND ITS FURTHER USE BY THE CUSTOMER



PURITY AND FLATNESS REQUIREMENTS FOR WAFERS ARE EXTREME, AS SCALING THEM INTO THE MACRO WORLD SHOWS

Particles

Particle size specified in the nm range. Requirements are equivalent to a maximum of 10 grains of sand distributed over the city of Munich.



nm = nanometer

Flatness

20 nm on a wafer are equivalent to the height of a leaf on the surface of Lake Chiemsee – or a single bacteria on a tennis court.



OUTLOOK AND FINANCIAL STRENGTH

Our ambitions until 2028

2025 GUIDANCE

Sales

In the region of 2024¹, yoy no growth expected, H1 2025 high single digit below H2 2024

EBITDA Margin

Between 22% and 27%

Depreciation

Between EUR 380 and 440 mn

EBIT

Significant decline

Capex

Between EUR 350 and 400 mn

Net cash flow

Significantly improved compared to previous year but still notably negative

¹EUR/USD: 1.08



SIGNIFICANT YOY REDUCTION IN 2024 CAPEX, WITH FURTHER CUTS PLANNED FOR 2025

Capex, in EUR million

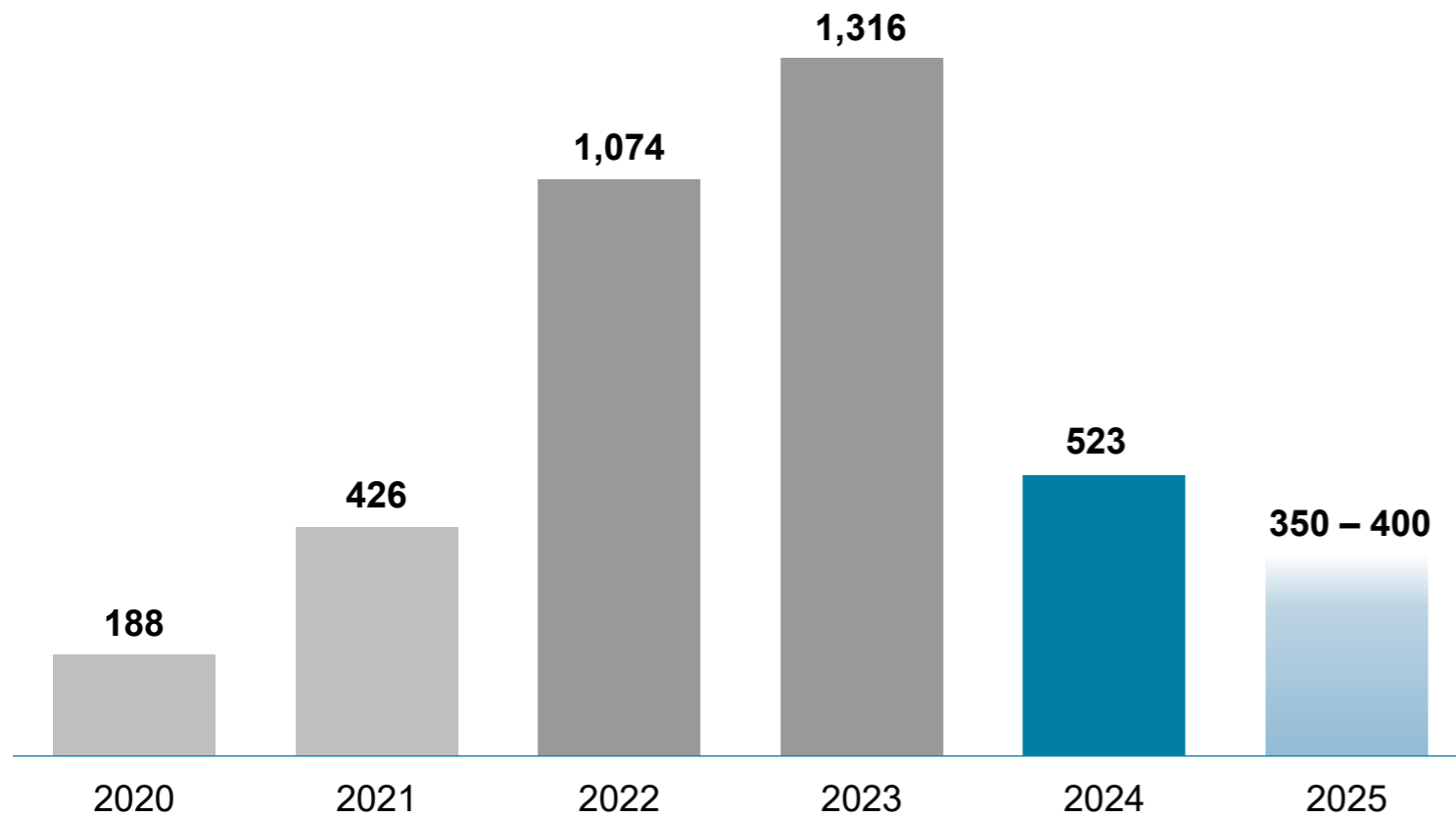


Chart not to scale



Capex 2025

Ongoing focus on new Fab in SGP




Capex CF

Payments 2024/2025 clearly exceeding invest level

DEBT REPAYMENT STARTING IN 2025

Debt financing instruments, in EUR million



- Fixed loans, drawn
- Variable loans, drawn
- Syn loan, not drawn yet

Figures rounded

SSD=Schuldscheindarlehen (Promissory Note Loan),

Maturity profile of debt financing in EUR million

2025	2026	2027	∑ 2028 – 2032
65	105	250	1.140



Prepayments

of EUR 57 mn expected to be refunded in 2025



Interest

expenses in the ballpark of EUR 50 mn expected in 2025

NAVIGATING SOFT DEMAND BY COST EFFICIENCY AND CASH PROGRAM

Cash and Cost reduction measures



Production

focus on productivity and efficiency



Capex

Clearly reduced due to progress of new Fab and strict capex control



Working Capital

Close tracking and effective management



Dividend

Proposal to the AGM: reduced amount of EUR 0.20 per share for 2024



Labor

Direct headcount adjusted to reduced output, indirect headcount program



Costs in general

Intensified activities to optimize our cost position

Major cost items 2025



Depreciation



Labor



Supplies



Energy



Polysilicon

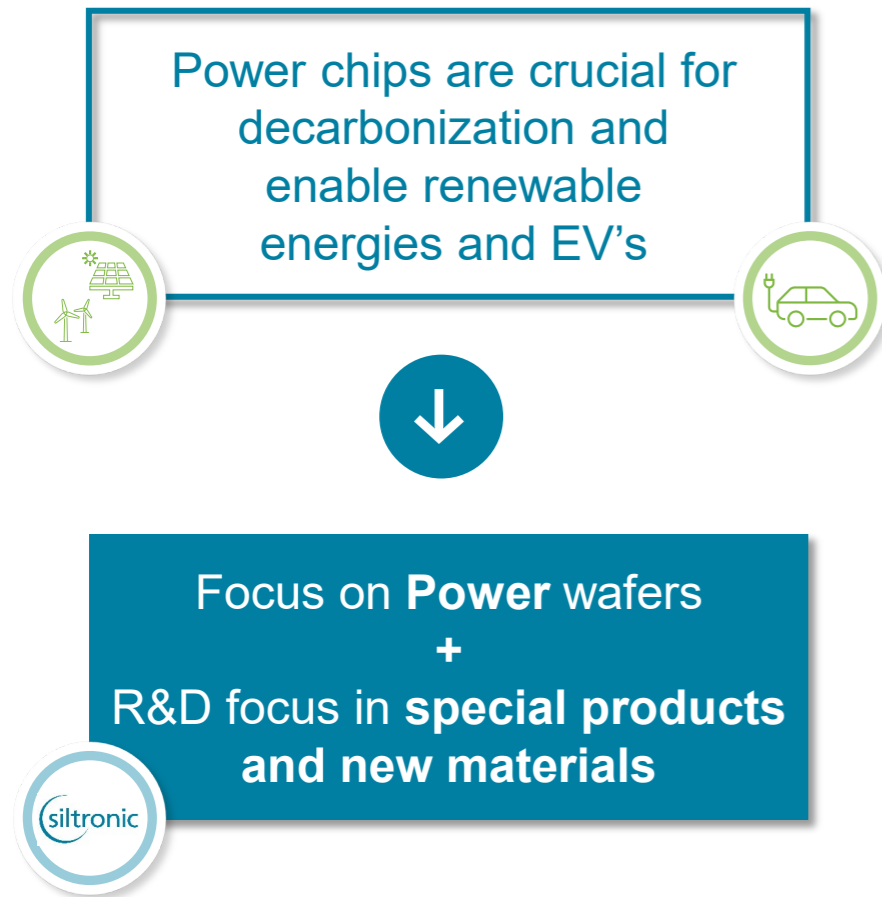
ESG @ SILTRONIC

Clear commitment to an emission-free future

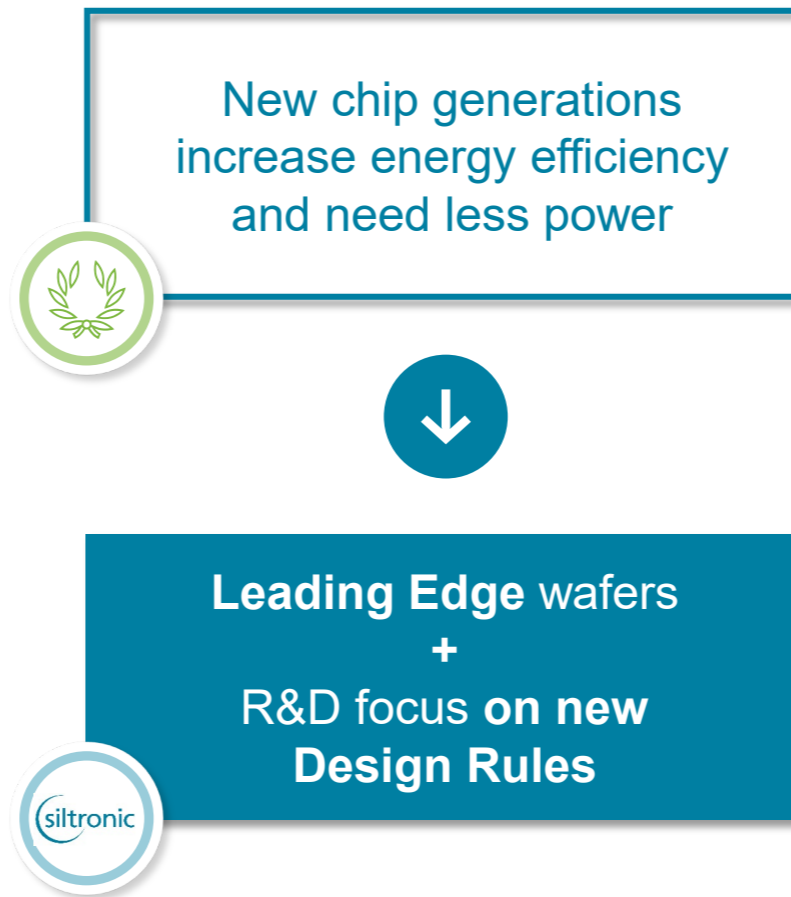


SILTRONIC IS ENABLING TECHNOLOGIES FOR A SUSTAINABLE FUTURE

Power focus



Leading edge focus



Strategy

on leading edge and power wafers supports sustainability strategy



Investments

needed to keep our equipment state of the art for leading edge wafers



R&D focus

is crucial for sustainability strategy

AMBITIOUS TARGETS AND GLOBAL COMMITMENTS KEEP US GOING



**Climate – Scope 1+2
CO₂ emissions**
2030: -42%¹
2045: Net zero²
Status 2024: -27%



Energy – renewable
2030: 60% share
2045: 100% share
Status 2024: 19% share³



Siltronic supports the 10 principles of the UN Global Compact.

We contribute to the sustainable development goals of the UN.

As a supplier to the electronics industry, Siltronic is a “Regular” member of the Responsible Business Alliance (RBA).

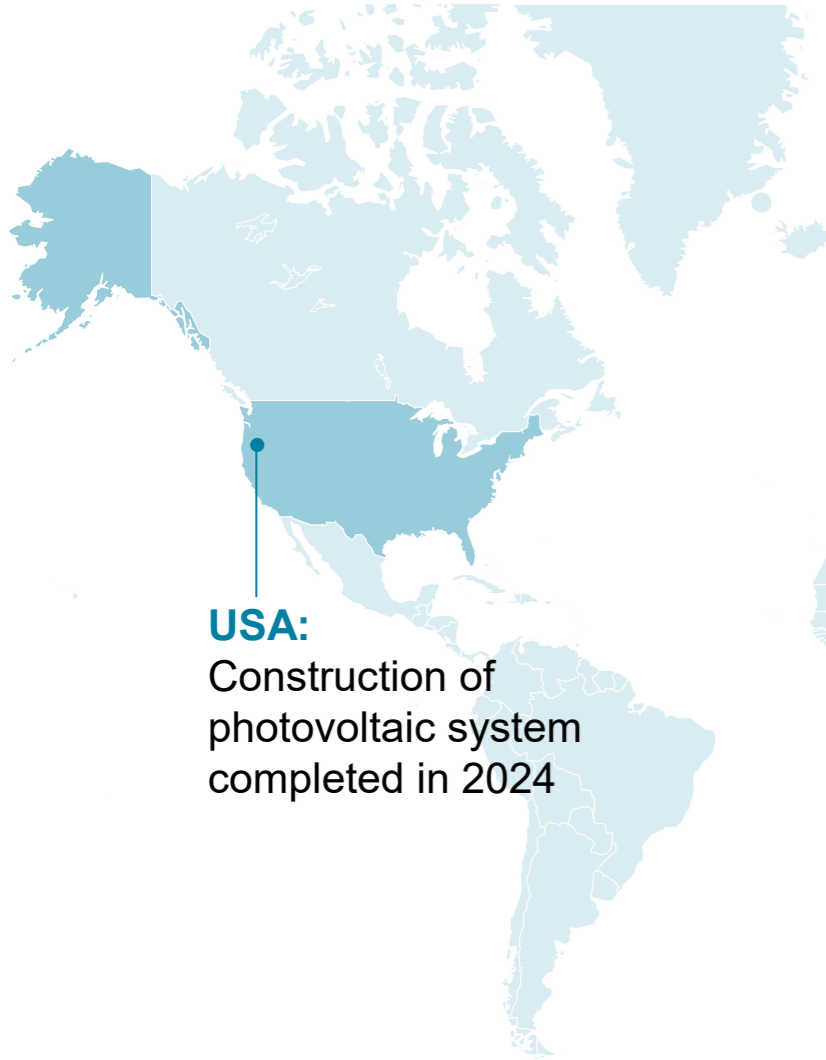
Siltronic participates in CDP Climate change and Water security evaluations.

With our membership at RE100, we are dedicated to make our contribution to global decarbonization.

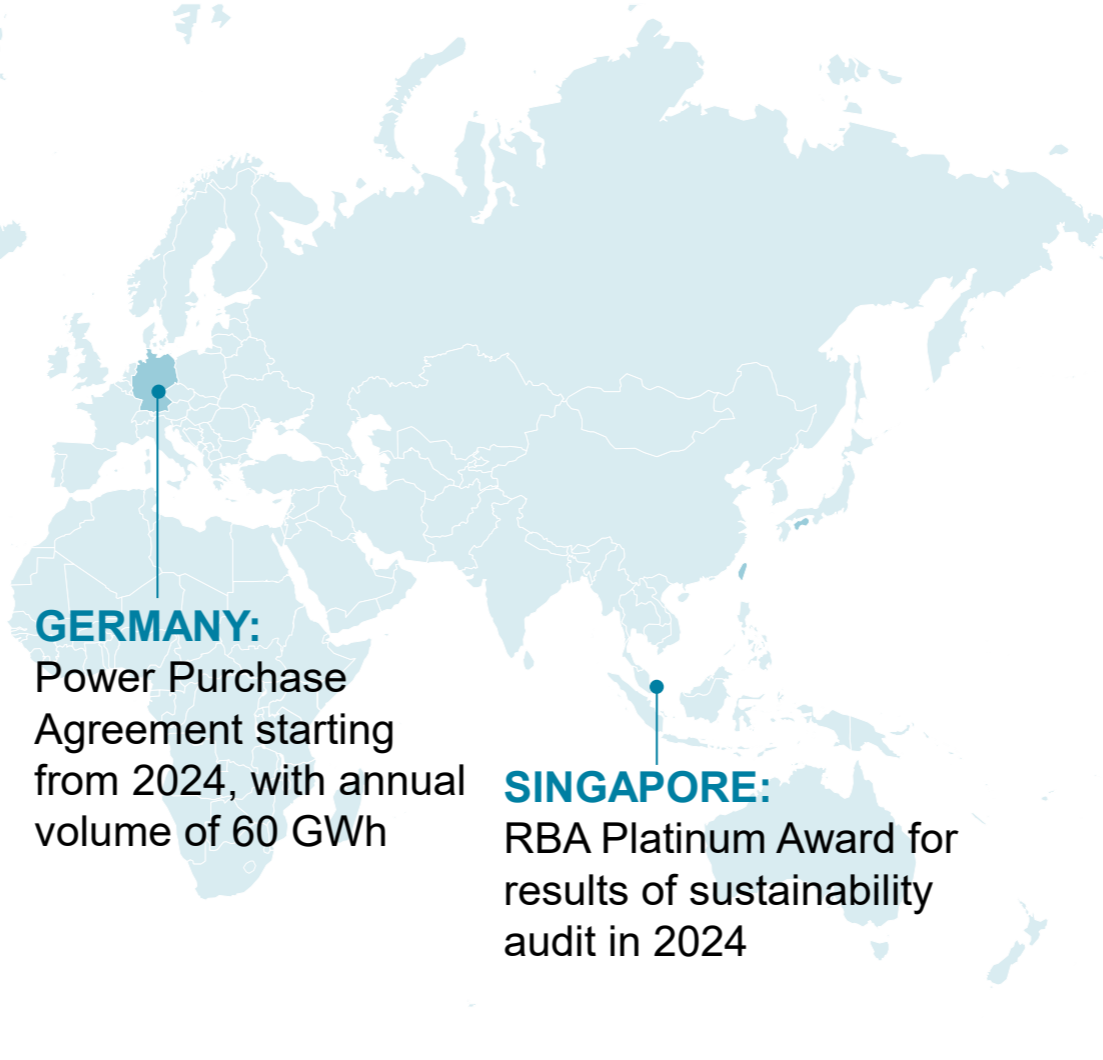
(1) absolute reduction, base year 2021, (2) Net zero: GHG emissions released into the atmosphere equal the amount removed

(3) based on RE100 criteria

SUSTAINABILITY HIGHLIGHTS



USA:
Construction of photovoltaic system completed in 2024



GERMANY:
Power Purchase Agreement starting from 2024, with annual volume of 60 GWh

SINGAPORE:
RBA Platinum Award for results of sustainability audit in 2024



THE SILTRONIC EXECUTIVE BOARD



Dr. Michael Heckmeier
CEO

- CEO since May 2023
- 25 years at Merck
- Studied physics and mathematics, PHD in physics
- MBA, general management



Claudia Schmitt
CFO

- CFO since July 2023
- 15 years at Siltronic
- 11 years at Wacker Chemie AG
- Studied business administration



Klaus Buchwald
COO

- COO since June 2024
- 21 years at Infineon
- 4 years at Rohde & Schwarz
- Studied mechanical and industrial engineering

EXECUTIVE SUMMARY

KEY TAKEAWAYS – CLEAR COMMITMENT TO PROFITABLE GROWTH AS A TECHNOLOGY LEADER



Financial Calendar and Events

March 20, 2025
**Stifel Southern
Germany Summit,
Stuttgart**

April 4, 2025
**Münchner
Kapitalmarkttag,
Munich**

May 28, 2025
**db access European
Champions
Conference**

June 4-5, 2025
**Baader Helvea
Roadshow,
Zürich + Genf**

June 23-24, 2025
**DIRK Conference,
Frankfurt**

Investor Relations Contacts



Verena Stütze

investor.relations@siltronic.com

Tel. +49 89 8564-3133



Stephanie Malgara

investor.relations@siltronic.com

Tel. +49 89 8564-3133

The information contained in this presentation is for background purposes only and is subject to amendment, revision and updating. Certain statements contained in this presentation may be statements of future expectations, future financial performance and other forward-looking statements that are based on management's current views and assumptions and involve known and unknown risks and uncertainties. In addition to statements which are forward-looking by reason of context, including without limitation, statements referring to risk limitations, operational profitability, financial strength, performance targets, profitable growth opportunities and risk adequate pricing, words such as "may", "will", "should", "expects", "plans", "intends", "anticipates", "believes", "estimates", "predicts", "continue", "projects" or "seeks", "potential", "future", or "further" and similar expressions may identify forward-looking statements. By their nature, forward-looking statements involve a number of risks, uncertainties and assumptions which could cause actual results or events to differ materially from those expressed or implied by the forward-looking statements. These include, among other factors, changing business or other market conditions, currency and interest fluctuations, introduction of competitive products, poor acceptance of new products and services, change of the corporate strategy and the prospects for growth anticipated by the management. These and other factors could adversely affect the outcome and financial effects of the plans and events described herein. Statements contained in this presentation regarding past trends or activities should not be taken as a representation that such trends or activities will continue in the future. Siltronic AG does not undertake and does not intend to undertake any obligation to update or revise any statements contained in this presentation, whether as a result of new information, future events or otherwise. In particular, you should not place any reliance on forward-looking statements which speak only as of the date of this presentation.